

Daily Summary for Amman Stock Exchange

VALUE TRADED (JD)

	2024	2025	NET CHANGE	CHANGE (%)
Daily	6,416,687	9,348,032	2,931,345	45.68%
Cumulative (1/6-12/6)	26,801,844	54,607,375	27,805,531	103.74%
Cumulative (2/1-12/6)	583,578,362	742,123,291	158,544,929	27.17%

NO. OF SHARES TRADED

	2024	2025	NET CHANGE	CHANGE (%)
Daily	2,826,674	2,958,868	132,194	4.68%
Cumulative (1/6-12/6)	19,030,495	20,656,597	1,626,102	8.54%
Cumulative (2/1-12/6)	395,567,054	380,189,932	-15,377,122	-3.89%

NO. OF TRANSACTIONS

	2024	2025	NET CHANGE	CHANGE (%)
Daily	2,427	2,742	315	12.98%
Cumulative (1/6-12/6)	15,805	17,478	1,673	10.59%
Cumulative (2/1-12/6)	258,365	246,077	-12,288	-4.76%

SOME FINANCIAL RATIOS FOR THE ASE (12/6/2025)

SECTOR	P/E	P/BV	DIVIDEND YIELD (%)	TURNOVER (%)
FINANCIAL	7.657	0.793	6.383	0.027
SERVICES	13.124	1.162	6.133	0.112
INDUSTRY	11.310	1.843	6.626	0.058
OVERALL	8.882	1.084	6.754	0.048

ASE GENERAL FREE FLOAT WEIGHTED INDEX ASEGI (1999=1000)

	WEDNESDAY 11/06/2025	THURSDAY 12/06/2025	% CHANGE	
			DAY BEFORE	YTD
GENERAL INDEX ASEGI	2684.6	2676.1	-0.32%	7.53%
FINANCIAL	2810.9	2802.1	-0.31%	5.70%
SERVICES	1755.4	1758.0	0.15%	3.82%
INDUSTRY	6475.3	6409.0	-1.02%	15.87%

ASE FREE FLOAT WEIGHTED INDEX ASE20 (2014=1000)

	1454.7	1451.1	-0.25%	7.97%
--	--------	--------	--------	-------

TOTAL RETURN INDEX ASETR (2021=1074)

	1913.0	1908.3	-0.25%	16.25%
--	--------	--------	--------	--------

ASE WEIGHTED INDEX (1991=1000)

	WEDNESDAY 11/06/2025	THURSDAY 12/06/2025	% CHANGE	
			DAY BEFORE	YTD
GENERAL	5298.2	5261.8	-0.69%	13.56%
BANKS	7282.0	7258.1	-0.33%	10.76%
INSURANCE	1615.3	1610.5	-0.30%	17.04%
SERVICES	908.3	908.2	-0.01%	5.16%
INDUSTRY	8103.1	8002.3	-1.24%	18.74%

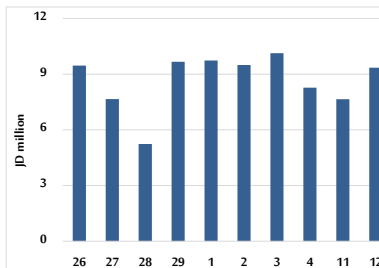
MARKET INDICES WEIGHTED BY FREE FLOAT MARKET CAP. (2012=1000)

	WEDNESDAY 11/06/2025	THURSDAY 12/06/2025	% CHANGE	
			DAY BEFORE	YTD
FIRST MARKET	1508.3	1504.6	-0.25%	7.80%
SECOND MARKET	874.1	860.8	-1.52%	3.39%

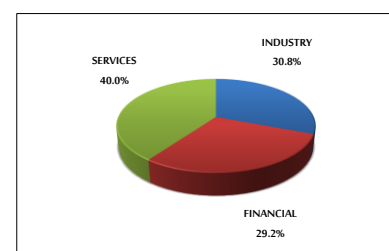
MARKET CAPITALIZATION (JD)

	19,916,434,157	19,795,186,462	-0.61%	12.12%
--	----------------	----------------	--------	--------

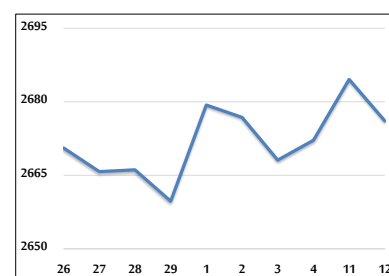
VALUE TRADED FROM 26/5 TO 12/6/2025



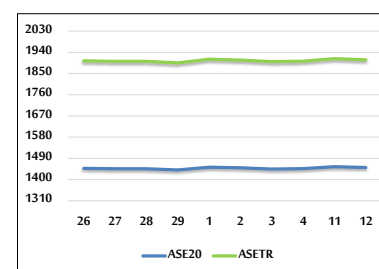
VALUE TRADED BY SECTOR THURSDAY 12/6/2025



ASE GENERAL FREE FLOAT WEIGHTED INDEX FROM 26/5 TO 12/6/2025



ASE20 INDEX & ASETR INDEX FROM 26/5 TO 12/6/2025



ASE WEIGHTED INDEX FROM 26/5 TO 12/6/2025

