

Daily Summary for Amman Stock Exchange

VALUE TRADED (JD)

	2024	2025	NET CHANGE	CHANGE (%)
Daily	3,406,389	8,266,925	4,860,536	142.69%
Cumulative (1/6-4/6)	15,760,516	37,614,933	21,854,417	138.67%
Cumulative (2/1-4/6)	572,537,034	725,130,849	152,593,815	26.65%

NO. OF SHARES TRADED

	2024	2025	NET CHANGE	CHANGE (%)
Daily	3,463,260	2,883,557	-579,703	-16.74%
Cumulative (1/6-4/6)	13,104,043	14,707,866	1,603,823	12.24%
Cumulative (2/1-4/6)	389,640,602	374,241,201	-15,399,401	-3.95%

NO. OF TRANSACTIONS

	2024	2025	NET CHANGE	CHANGE (%)
Daily	2,362	2,844	482	20.41%
Cumulative (1/6-4/6)	10,397	11,871	1,474	14.18%
Cumulative (2/1-4/6)	252,957	240,470	-12,487	-4.94%

SOME FINANCIAL RATIOS FOR THE ASE (4/6/2025)

SECTOR	P/E	P/BV	DIVIDEND YIELD (%)	TURNOVER (%)
FINANCIAL	7.677	0.795	6.287	0.039
SERVICES	13.092	1.159	6.148	0.070
INDUSTRY	11.054	1.801	6.780	0.056
OVERALL	8.804	1.075	6.814	0.047

ASE GENERAL FREE FLOAT WEIGHTED INDEX ASEGI (1999=1000)

	TUESDAY 03/06/2025	WEDNESDAY 04/06/2025	% CHANGE	
			DAY BEFORE	YTD
GENERAL INDEX ASEGI	2668.1	2672.2	0.15%	7.37%
FINANCIAL	2814.6	2813.2	-0.05%	6.12%
SERVICES	1754.4	1754.5	0.00%	3.61%
INDUSTRY	6239.3	6318.3	1.27%	14.23%

ASE FREE FLOAT WEIGHTED INDEX ASE20 (2014=1000)

	1445.0	1446.6	0.11%	7.63%
--	--------	--------	-------	-------

TOTAL RETURN INDEX ASETR (2021=1074)

	1900.3	1902.4	0.11%	15.89%
--	--------	--------	-------	--------

ASE WEIGHTED INDEX (1991=1000)

	TUESDAY 03/06/2025	WEDNESDAY 04/06/2025	% CHANGE	
			DAY BEFORE	YTD
GENERAL	5190.8	5215.9	0.48%	12.57%
BANKS	7274.1	7275.6	0.02%	11.02%
INSURANCE	1600.7	1606.1	0.34%	16.72%
SERVICES	908.0	906.0	-0.22%	4.90%
INDUSTRY	7731.0	7822.9	1.19%	16.08%

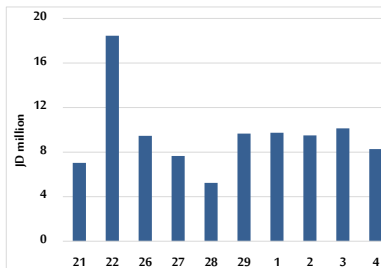
MARKET INDICES WEIGHTED BY FREE FLOAT MARKET CAP. (2012=1000)

	TUESDAY 03/06/2025	WEDNESDAY 04/06/2025	% CHANGE	
			DAY BEFORE	YTD
FIRST MARKET	1499.1	1501.0	0.12%	7.55%
SECOND MARKET	868.9	874.8	0.68%	5.08%

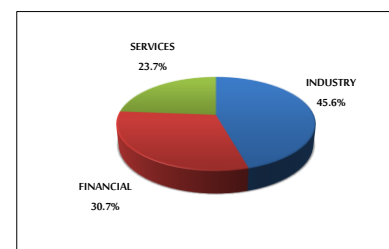
MARKET CAPITALIZATION (JD)

	19,526,207,164	19,627,608,179	0.52%	11.17%
--	----------------	----------------	-------	--------

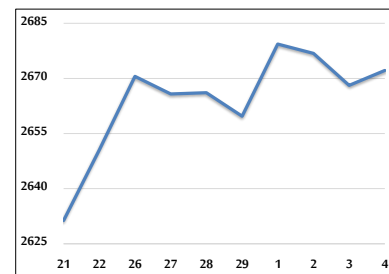
VALUE TRADED FROM 21/5 TO 4/6/2025



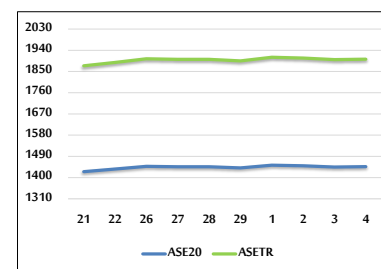
VALUE TRADED BY SECTOR WEDNESDAY 4/6/2025



ASE GENERAL FREE FLOAT WEIGHTED INDEX FROM 21/5 TO 4/6/2025



ASE20 INDEX & ASETR INDEX FROM 21/5 TO 4/6/2025



ASE WEIGHTED INDEX FROM 21/5 TO 4/6/2025

