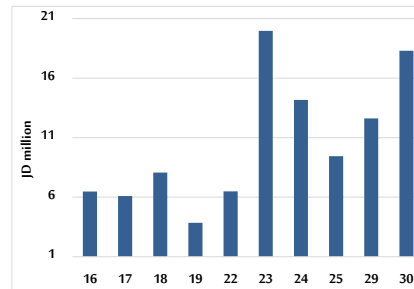


Daily Summary for Amman Stock Exchange

VALUE TRADED (JD)

	2024	2025	NET CHANGE	CHANGE (%)
Daily	4,146,984	18,296,501	14,149,517	341.20%
Cumulative (1/6-30/6)	65,445,029	166,336,751	100,891,722	154.16%
Cumulative (2/1-30/6)	622,221,547	853,852,667	231,631,120	37.23%

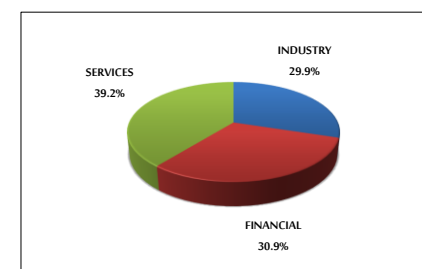
VALUE TRADED FROM 16/6 TO 30/6/2025



NO. OF SHARES TRADED

	2024	2025	NET CHANGE	CHANGE (%)
Daily	4,462,072	6,756,869	2,294,797	51.43%
Cumulative (1/6-30/6)	51,771,266	66,726,005	14,954,739	28.89%
Cumulative (2/1-30/6)	428,307,825	426,259,340	-2,048,485	-0.48%

VALUE TRADED BY SECTOR MONDAY 30/6/2025



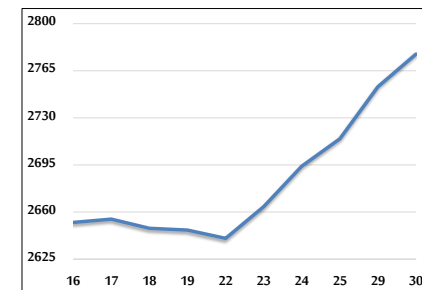
NO. OF TRANSACTIONS

	2024	2025	NET CHANGE	CHANGE (%)
Daily	2,193	4,195	2,002	91.29%
Cumulative (1/6-30/6)	34,699	46,671	11,972	34.50%
Cumulative (2/1-30/6)	277,259	275,270	-1,989	-0.72%

SOME FINANCIAL RATIOS FOR THE ASE (30/6/2025)

SECTOR	P/E	P/BV	DIVIDEND YIELD (%)	TURNOVER (%)
FINANCIAL	7.950	0.821	6.135	0.081
SERVICES	13.365	1.183	6.022	0.194
INDUSTRY	12.282	2.002	6.102	0.124
OVERALL	9.380	1.145	6.396	0.109

ASE GENERAL FREE FLOAT WEIGHTED INDEX FROM 16/6 TO 30/6/2025



ASE GENERAL FREE FLOAT WEIGHTED INDEX ASEGI (1999=1000)

	SUNDAY 29/06/2025	MONDAY 30/06/2025	% CHANGE	
			DAY BEFORE	YTD
GENERAL INDEX ASEGI	2753.2	2777.5	0.88%	11.60%
FINANCIAL	2856.4	2867.8	0.40%	8.18%
SERVICES	1777.2	1813.1	2.02%	7.07%
INDUSTRY	6852.6	6890.7	0.56%	24.58%

ASE FREE FLOAT WEIGHTED INDEX ASE20 (2014=1000)

	1494.5	1508.2	0.92%	12.22%
--	--------	--------	-------	--------

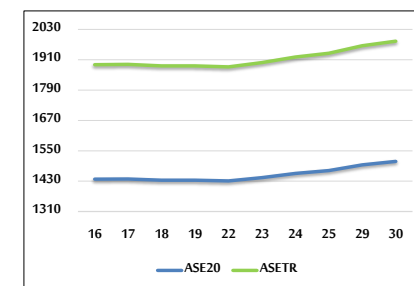
TOTAL RETURN INDEX ASETR (2021=1074)

	1965.4	1983.5	0.92%	20.83%
--	--------	--------	-------	--------

ASE WEIGHTED INDEX (1991=1000)

	SUNDAY 29/06/2025	MONDAY 30/06/2025	% CHANGE	
			DAY BEFORE	YTD
GENERAL	5527.0	5556.4	0.53%	19.92%
BANKS	7499.9	7531.3	0.42%	14.92%
INSURANCE	1601.6	1615.1	0.84%	17.37%
SERVICES	912.0	920.3	0.90%	6.56%
INDUSTRY	8650.2	8698.5	0.56%	29.08%

ASE20 INDEX & ASETR INDEX FROM 16/6 TO 30/6/2025



MARKET INDICES WEIGHTED BY FREE FLOAT MARKET CAP. (2012=1000)

	SUNDAY 29/06/2025	MONDAY 30/06/2025	% CHANGE	
			DAY BEFORE	YTD
FIRST MARKET	1548.3	1561.9	0.88%	11.91%
SECOND MARKET	860.1	865.1	0.58%	3.91%

MARKET CAPITALIZATION (JD)

	20,743,322,284	20,846,897,668	0.50%	18.07%
--	----------------	----------------	-------	--------

ASE WEIGHTED INDEX FROM 16/6 TO 30/6/2025

