

## Daily Summary for Amman Stock Exchange

### VALUE TRADED (JD)

	2024	2025	NET CHANGE	CHANGE (%)
Daily	-	12,608,552	-	-
Cumulative (1/6-29/6)	61,298,045	148,040,250	86,742,205	141.51%
Cumulative (2/1-29/6)	618,074,563	835,556,166	217,481,603	35.19%

### NO. OF SHARES TRADED

	2024	2025	NET CHANGE	CHANGE (%)
Daily	-	4,217,649	-	-
Cumulative (1/6-29/6)	47,309,194	59,969,136	12,659,942	26.76%
Cumulative (2/1-29/6)	423,845,753	419,502,471	-4,343,282	-1.02%

### NO. OF TRANSACTIONS

	2024	2025	NET CHANGE	CHANGE (%)
Daily	-	3,713	-	-
Cumulative (1/6-29/6)	32,506	42,476	9,970	30.67%
Cumulative (2/1-29/6)	275,066	271,075	-3,991	-1.45%

### SOME FINANCIAL RATIOS FOR THE ASE (29/6/2025)

SECTOR	P/E	P/BV	DIVIDEND YIELD (%)	TURNOVER (%)
FINANCIAL	7.904	0.817	6.183	0.060
SERVICES	13.233	1.172	6.082	0.102
INDUSTRY	12.229	1.993	6.128	0.056
OVERALL	9.330	1.139	6.430	0.068

### ASE GENERAL FREE FLOAT WEIGHTED INDEX ASEGI (1999=1000)

	WEDNESDAY 25/06/2025	SUNDAY 29/06/2025	% CHANGE	
			DAY BEFORE	YTD
GENERAL INDEX ASEGI	2714.5	2753.2	1.42%	10.62%
FINANCIAL	2826.1	2856.4	1.07%	7.75%
SERVICES	1770.3	1777.2	0.39%	4.95%
INDUSTRY	6638.7	6852.6	3.22%	23.89%

### ASE FREE FLOAT WEIGHTED INDEX ASE20 (2014=1000)

	1471.9	1494.5	1.54%	11.20%
--	--------	--------	-------	--------

### TOTAL RETURN INDEX ASETR (2021=1074)

	1935.7	1965.4	1.54%	19.73%
--	--------	--------	-------	--------

### ASE WEIGHTED INDEX (1991=1000)

	WEDNESDAY 25/06/2025	SUNDAY 29/06/2025	% CHANGE	
			DAY BEFORE	YTD
GENERAL	5394.6	5527.0	2.45%	19.28%
BANKS	7365.0	7499.9	1.83%	14.45%
INSURANCE	1590.3	1601.6	0.71%	16.39%
SERVICES	910.1	912.0	0.21%	5.60%
INDUSTRY	8345.3	8650.2	3.65%	28.36%

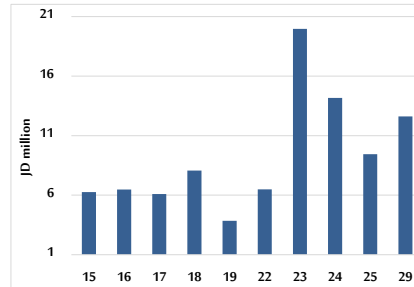
### MARKET INDICES WEIGHTED BY FREE FLOAT MARKET CAP. (2012=1000)

	WEDNESDAY 25/06/2025	SUNDAY 29/06/2025	% CHANGE	
			DAY BEFORE	YTD
FIRST MARKET	1525.9	1548.3	1.47%	10.94%
SECOND MARKET	864.9	860.1	-0.55%	3.31%

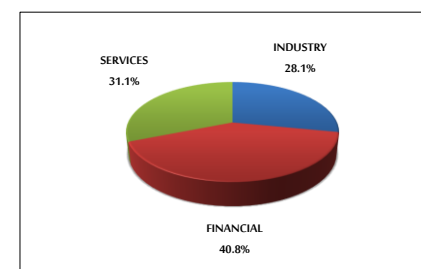
### MARKET CAPITALIZATION (JD)

	20,276,120,921	20,743,322,284	2.30%	17.49%
--	----------------	----------------	-------	--------

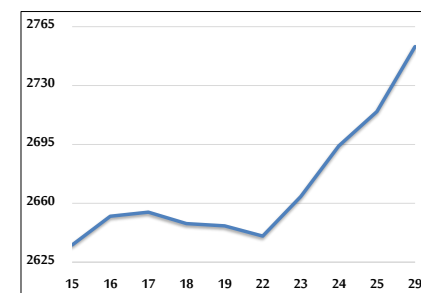
### VALUE TRADED FROM 15/6 TO 29/6/2025



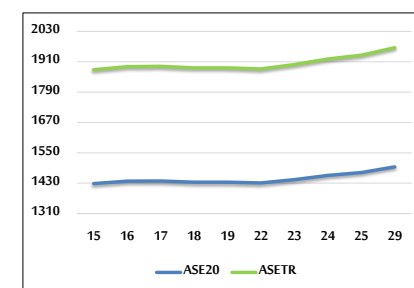
### VALUE TRADED BY SECTOR SUNDAY 29/6/2025



### ASE GENERAL FREE FLOAT WEIGHTED INDEX FROM 15/6 TO 29/6/2025



### ASE20 INDEX & ASETR INDEX FROM 15/6 TO 29/6/2025



### ASE WEIGHTED INDEX FROM 15/6 TO 29/6/2025

