

Daily Summary for Amman Stock Exchange

VALUE TRADED (JD)

	2024	2025	NET CHANGE	CHANGE (%)
Daily	-	9,447,390	-	-
Cumulative (1/6-25/6)	61,298,045	135,431,698	74,133,653	120.94%
Cumulative (2/1-25/6)	618,074,563	822,947,614	204,873,051	33.15%

NO. OF SHARES TRADED

	2024	2025	NET CHANGE	CHANGE (%)
Daily	-	3,401,131	-	-
Cumulative (1/6-25/6)	47,309,194	55,751,487	8,442,293	17.84%
Cumulative (2/1-25/6)	423,845,753	415,284,822	-8,560,931	-2.02%

NO. OF TRANSACTIONS

	2024	2025	NET CHANGE	CHANGE (%)
Daily	-	2,857	-	-
Cumulative (1/6-25/6)	32,506	38,763	6,257	19.25%
Cumulative (2/1-25/6)	275,066	267,362	-7,704	-2.80%

SOME FINANCIAL RATIOS FOR THE ASE (25/6/2025)

SECTOR	P/E	P/BV	DIVIDEND YIELD (%)	TURNOVER (%)
FINANCIAL	7.773	0.804	6.287	0.043
SERVICES	13.193	1.168	6.100	0.106
INDUSTRY	11.794	1.922	6.355	0.040
OVERALL	9.106	1.112	6.588	0.055

ASE GENERAL FREE FLOAT WEIGHTED INDEX ASEGI (1999=1000)

	TUESDAY 24/06/2025	WEDNESDAY 25/06/2025	% CHANGE	
			DAY BEFORE	YTD
GENERAL INDEX ASEGI	2694.1	2714.5	0.76%	9.07%
FINANCIAL	2812.9	2826.1	0.47%	6.60%
SERVICES	1757.8	1770.3	0.71%	4.55%
INDUSTRY	6553.8	6638.7	1.29%	20.02%

ASE FREE FLOAT WEIGHTED INDEX ASE20 (2014=1000)

	1460.6	1471.9	0.77%	9.51%
--	--------	--------	-------	-------

TOTAL RETURN INDEX ASETR (2021=1074)

	1920.8	1935.7	0.77%	17.92%
--	--------	--------	-------	--------

ASE WEIGHTED INDEX (1991=1000)

	TUESDAY 24/06/2025	WEDNESDAY 25/06/2025	% CHANGE	
			DAY BEFORE	YTD
GENERAL	5331.5	5394.6	1.18%	16.42%
BANKS	7291.8	7365.0	1.00%	12.39%
INSURANCE	1599.3	1590.3	-0.56%	15.57%
SERVICES	903.2	910.1	0.76%	5.37%
INDUSTRY	8221.0	8345.3	1.51%	23.84%

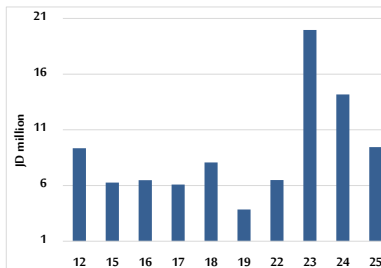
MARKET INDICES WEIGHTED BY FREE FLOAT MARKET CAP. (2012=1000)

	TUESDAY 24/06/2025	WEDNESDAY 25/06/2025	% CHANGE	
			DAY BEFORE	YTD
FIRST MARKET	1514.4	1525.9	0.76%	9.33%
SECOND MARKET	860.1	864.9	0.56%	3.88%

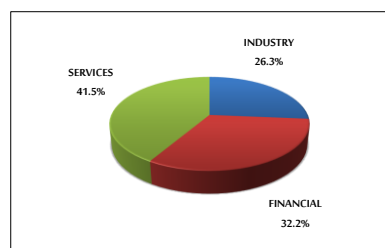
MARKET CAPITALIZATION (JD)

	20,043,669,867	20,276,120,921	1.16%	14.84%
--	----------------	----------------	-------	--------

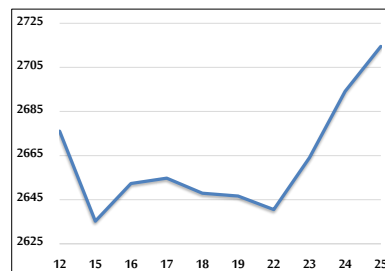
VALUE TRADED FROM 12/6 TO 25/6/2025



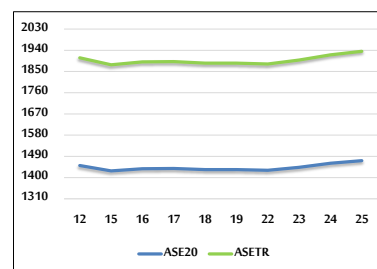
VALUE TRADED BY SECTOR WEDNESDAY 25/6/2025



ASE GENERAL FREE FLOAT WEIGHTED INDEX FROM 12/6 TO 25/6/2025



ASE20 INDEX & ASETR INDEX FROM 12/6 TO 25/6/2025



ASE WEIGHTED INDEX FROM 12/6 TO 25/6/2025

