

Daily Summary for Amman Stock Exchange

VALUE TRADED (JD)

	2024	2025	NET CHANGE	CHANGE (%)
Daily	4,245,476	14,170,865	9,925,389	233.79%
Cumulative (1/6-24/6)	61,298,045	125,984,308	64,686,263	105.53%
Cumulative (2/1-24/6)	618,074,563	813,500,224	195,425,661	31.62%

NO. OF SHARES TRADED

	2024	2025	NET CHANGE	CHANGE (%)
Daily	3,629,173	6,053,350	2,424,177	66.80%
Cumulative (1/6-24/6)	47,309,194	52,350,356	5,041,162	10.66%
Cumulative (2/1-24/6)	423,845,753	411,883,691	-11,962,062	-2.82%

NO. OF TRANSACTIONS

	2024	2025	NET CHANGE	CHANGE (%)
Daily	2,051	2,945	894	43.59%
Cumulative (1/6-24/6)	32,506	35,906	3,400	10.46%
Cumulative (2/1-24/6)	275,066	264,505	-10,561	-3.84%

SOME FINANCIAL RATIOS FOR THE ASE (24/6/2025)

SECTOR	P/E	P/BV	DIVIDEND YIELD (%)	TURNOVER (%)
FINANCIAL	7.694	0.796	6.352	0.109
SERVICES	13.101	1.160	6.143	0.083
INDUSTRY	11.625	1.895	6.447	0.065
OVERALL	9.000	1.099	6.666	0.098

ASE GENERAL FREE FLOAT WEIGHTED INDEX ASEGI (1999=1000)

	MONDAY 23/06/2025	TUESDAY 24/06/2025	% CHANGE	
			DAY BEFORE	YTD
GENERAL INDEX ASEGI	2664.1	2694.1	1.13%	8.25%
FINANCIAL	2776.9	2812.9	1.30%	6.11%
SERVICES	1747.2	1757.8	0.60%	3.81%
INDUSTRY	6495.0	6553.8	0.91%	18.49%

ASE FREE FLOAT WEIGHTED INDEX ASE20 (2014=1000)

	2024	2025	1.16%	8.67%
	1443.8	1460.6	1.16%	8.67%

TOTAL RETURN INDEX ASETR (2021=1074)

	2024	2025	1.16%	17.01%
	1898.7	1920.8	1.16%	17.01%

ASE WEIGHTED INDEX (1991=1000)

	MONDAY 23/06/2025	TUESDAY 24/06/2025	% CHANGE	
			DAY BEFORE	YTD
GENERAL	5265.6	5331.5	1.25%	15.06%
BANKS	7147.2	7291.8	2.02%	11.27%
INSURANCE	1605.6	1599.3	-0.39%	16.23%
SERVICES	900.9	903.2	0.25%	4.58%
INDUSTRY	8163.3	8221.0	0.71%	21.99%

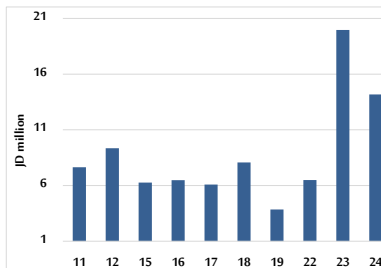
MARKET INDICES WEIGHTED BY FREE FLOAT MARKET CAP. (2012=1000)

	MONDAY 23/06/2025	TUESDAY 24/06/2025	% CHANGE	
			DAY BEFORE	YTD
FIRST MARKET	1497.5	1514.4	1.13%	8.51%
SECOND MARKET	855.4	860.1	0.54%	3.30%

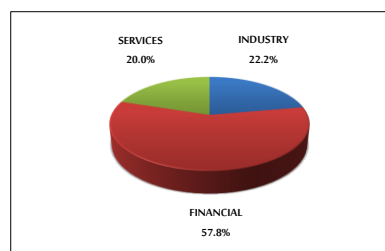
MARKET CAPITALIZATION (JD)

	2024	2025	1.17%	13.52%
	19,810,956,537	20,043,669,867	1.17%	13.52%

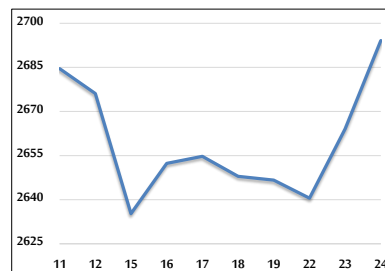
VALUE TRADED FROM 11/6 TO 24/6/2025



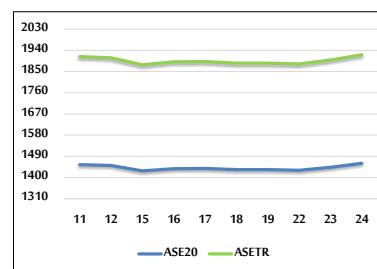
VALUE TRADED BY SECTOR TUESDAY 24/6/2025



ASE GENERAL FREE FLOAT WEIGHTED INDEX FROM 11/6 TO 24/6/2025



ASE20 INDEX & ASETR INDEX FROM 11/6 TO 24/6/2025



ASE WEIGHTED INDEX FROM 11/6 TO 24/6/2025

