

## Daily Summary for Amman Stock Exchange

### VALUE TRADED (JD)

	2024	2025	NET CHANGE	CHANGE (%)
Daily	3,537,640	19,965,038	16,427,398	464.36%
Cumulative (1/6-23/6)	57,052,569	111,813,443	54,760,874	95.98%
Cumulative (2/1-23/6)	613,829,087	799,329,359	185,500,272	30.22%

### NO. OF SHARES TRADED

	2024	2025	NET CHANGE	CHANGE (%)
Daily	2,999,363	9,553,488	6,554,125	218.52%
Cumulative (1/6-23/6)	43,680,021	46,297,006	2,616,985	5.99%
Cumulative (2/1-23/6)	420,216,580	405,830,341	-14,386,239	-3.42%

### NO. OF TRANSACTIONS

	2024	2025	NET CHANGE	CHANGE (%)
Daily	2,098	2,548	450	21.45%
Cumulative (1/6-23/6)	30,455	32,961	2,506	8.23%
Cumulative (2/1-23/6)	273,015	261,560	-11,455	-4.20%

### SOME FINANCIAL RATIOS FOR THE ASE (23/6/2025)

SECTOR	P/E	P/BV	DIVIDEND YIELD (%)	TURNOVER (%)
FINANCIAL	7.555	0.781	6.468	0.175
SERVICES	13.053	1.156	6.166	0.146
INDUSTRY	11.549	1.882	6.489	0.065
OVERALL	8.889	1.085	6.749	0.154

### ASE GENERAL FREE FLOAT WEIGHTED INDEX ASEGI (1999=1000)

	SUNDAY 22/06/2025	MONDAY 23/06/2025	% CHANGE	
			DAY BEFORE	YTD
GENERAL INDEX ASEGI	2640.5	2664.1	0.89%	7.04%
FINANCIAL	2766.6	2776.9	0.37%	4.75%
SERVICES	1732.7	1747.2	0.84%	3.18%
INDUSTRY	6355.7	6495.0	2.19%	17.42%

### ASE FREE FLOAT WEIGHTED INDEX ASE20 (2014=1000)

	2024	2025	NET CHANGE	CHANGE (%)
	1430.9	1443.8	12.9	0.90%

### TOTAL RETURN INDEX ASETR (2021=1074)

	2024	2025	NET CHANGE	CHANGE (%)
	1881.8	1898.7	16.9	0.90%

### ASE WEIGHTED INDEX (1991=1000)

	SUNDAY 22/06/2025	MONDAY 23/06/2025	% CHANGE	
			DAY BEFORE	YTD
GENERAL	5184.2	5265.6	1.57%	13.64%
BANKS	7103.3	7147.2	0.62%	9.06%
INSURANCE	1607.1	1605.6	-0.09%	16.68%
SERVICES	896.4	900.9	0.51%	4.32%
INDUSTRY	7935.2	8163.3	2.87%	21.13%

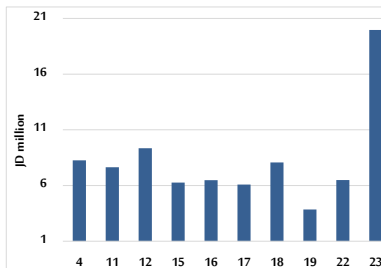
### MARKET INDICES WEIGHTED BY FREE FLOAT MARKET CAP. (2012=1000)

	SUNDAY 22/06/2025	MONDAY 23/06/2025	% CHANGE	
			DAY BEFORE	YTD
FIRST MARKET	1484.4	1497.5	0.88%	7.30%
SECOND MARKET	849.2	855.4	0.73%	2.74%

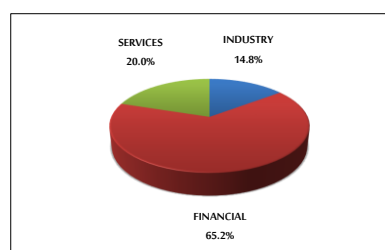
### MARKET CAPITALIZATION (JD)

	2024	2025	NET CHANGE	CHANGE (%)
	19,524,390,995	19,810,956,537	286,565,542	1.47%

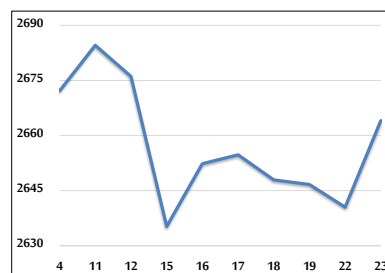
### VALUE TRADED FROM 4/6 TO 23/6/2025



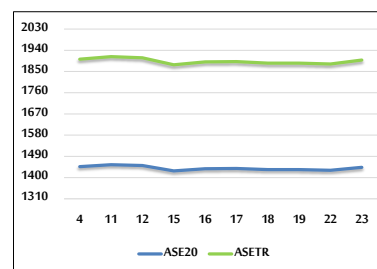
### VALUE TRADED BY SECTOR MONDAY 23/6/2025



### ASE GENERAL FREE FLOAT WEIGHTED INDEX FROM 4/6 TO 23/6/2025



### ASE20 INDEX & ASETR INDEX FROM 4/6 TO 23/6/2025



### ASE WEIGHTED INDEX FROM 4/6 TO 23/6/2025

