

Daily Summary for Amman Stock Exchange

VALUE TRADED (JD)

	2024	2025	NET CHANGE	CHANGE (%)
Daily	3,880,159	9,491,788	5,611,629	144.62%
Cumulative (1/6-2/6)	8,737,519	19,224,273	10,486,754	120.02%
Cumulative (2/1-2/6)	565,514,037	706,740,189	141,226,152	24.97%

NO. OF SHARES TRADED

	2024	2025	NET CHANGE	CHANGE (%)
Daily	3,312,373	3,378,770	66,397	2.00%
Cumulative (1/6-2/6)	6,805,910	8,078,921	1,273,011	18.70%
Cumulative (2/1-2/6)	383,342,469	367,612,256	-15,730,213	-4.10%

NO. OF TRANSACTIONS

	2024	2025	NET CHANGE	CHANGE (%)
Daily	2,960	3,012	52	1.76%
Cumulative (1/6-2/6)	5,668	6,081	413	7.29%
Cumulative (2/1-2/6)	248,228	234,680	-13,548	-5.46%

SOME FINANCIAL RATIOS FOR THE ASE (2/6/2025)

SECTOR	P/E	P/BV	DIVIDEND YIELD (%)	TURNOVER (%)
FINANCIAL	7.742	0.803	6.229	0.038
SERVICES	13.123	1.162	6.133	0.113
INDUSTRY	10.879	1.773	6.889	0.058
OVERALL	8.803	1.075	6.815	0.055

ASE GENERAL FREE FLOAT WEIGHTED INDEX ASEGI (1999=1000)

	SUNDAY 01/06/2025	MONDAY 02/06/2025	% CHANGE	
			DAY BEFORE	YTD
GENERAL INDEX ASEGI	2679.4	2676.8	-0.10%	7.56%
FINANCIAL	2832.8	2833.2	0.01%	6.87%
SERVICES	1752.5	1749.4	-0.17%	3.31%
INDUSTRY	6246.6	6225.8	-0.33%	12.56%

ASE FREE FLOAT WEIGHTED INDEX ASE20 (2014=1000)

	1452.6	1450.0	-0.18%	7.89%
--	--------	--------	--------	-------

TOTAL RETURN INDEX ASETR (2021=1074)

	1910.3	1907.0	-0.18%	16.17%
--	--------	--------	--------	--------

ASE WEIGHTED INDEX (1991=1000)

	SUNDAY 01/06/2025	MONDAY 02/06/2025	% CHANGE	
			DAY BEFORE	YTD
GENERAL	5227.7	5215.1	-0.24%	12.55%
BANKS	7367.6	7354.5	-0.18%	12.23%
INSURANCE	1580.6	1590.8	0.64%	15.60%
SERVICES	910.6	912.3	0.18%	5.63%
INDUSTRY	7748.0	7713.4	-0.45%	14.46%

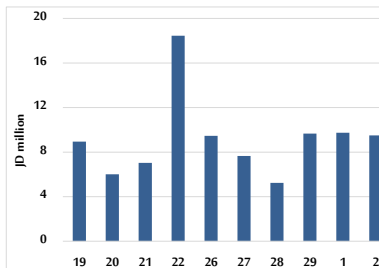
MARKET INDICES WEIGHTED BY FREE FLOAT MARKET CAP. (2012=1000)

	SUNDAY 01/06/2025	MONDAY 02/06/2025	% CHANGE	
			DAY BEFORE	YTD
FIRST MARKET	1506.0	1503.8	-0.15%	7.75%
SECOND MARKET	867.3	873.1	0.67%	4.87%

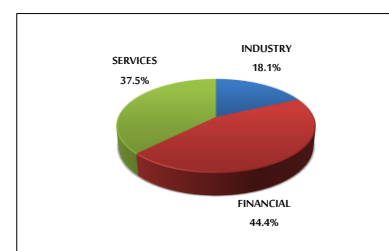
MARKET CAPITALIZATION (JD)

	19,644,244,117	19,600,009,525	-0.23%	11.01%
--	----------------	----------------	--------	--------

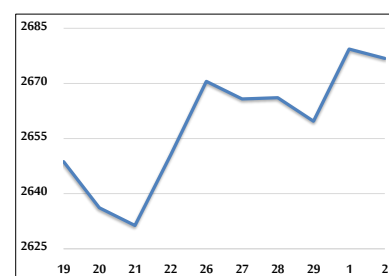
VALUE TRADED FROM 19/5 TO 2/6/2025



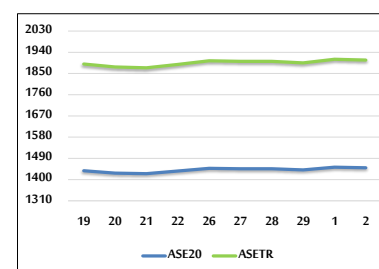
VALUE TRADED BY SECTOR MONDAY 2/6/2025



ASE GENERAL FREE FLOAT WEIGHTED INDEX FROM 19/5 TO 2/6/2025



ASE20 INDEX & ASETR INDEX FROM 19/5 TO 2/6/2025



ASE WEIGHTED INDEX FROM 19/5 TO 2/6/2025

