

Daily Summary for Amman Stock Exchange

VALUE TRADED (JD)

	2024	2025	NET CHANGE	CHANGE (%)
Daily	4,857,360	9,732,485	4,875,125	100.37%
Cumulative (1/6-1/6)	4,857,360	9,732,485	4,875,125	100.37%
Cumulative (2/1-1/6)	561,633,878	697,248,401	135,614,523	24.15%

NO. OF SHARES TRADED

	2024	2025	NET CHANGE	CHANGE (%)
Daily	3,493,537	4,700,151	1,206,614	34.54%
Cumulative (1/6-1/6)	3,493,537	4,700,151	1,206,614	34.54%
Cumulative (2/1-1/6)	380,030,096	364,233,486	-15,796,610	-4.16%

NO. OF TRANSACTIONS

	2024	2025	NET CHANGE	CHANGE (%)
Daily	2,708	3,069	361	13.33%
Cumulative (1/6-1/6)	2,708	3,069	361	13.33%
Cumulative (2/1-1/6)	245,268	231,668	-13,600	-5.54%

SOME FINANCIAL RATIOS FOR THE ASE (1/6/2025)

SECTOR	P/E	P/BV	DIVIDEND YIELD (%)	TURNOVER (%)
FINANCIAL	7.750	0.803	6.223	0.065
SERVICES	13.129	1.162	6.130	0.099
INDUSTRY	10.930	1.781	6.857	0.110
OVERALL	8.824	1.077	6.798	0.077

ASE GENERAL FREE FLOAT WEIGHTED INDEX ASEGI (1999=1000)

	THURSDAY 29/05/2025	SUNDAY 01/06/2025	% CHANGE	
			DAY BEFORE	YTD
GENERAL INDEX ASEGI	2659.7	2679.4	0.74%	7.66%
FINANCIAL	2807.5	2832.8	0.90%	6.86%
SERVICES	1742.6	1752.5	0.57%	3.49%
INDUSTRY	6239.9	6246.6	0.11%	12.93%

ASE FREE FLOAT WEIGHTED INDEX ASE20 (2014=1000)

	1440.9	1452.6	0.81%	8.08%
--	--------	--------	-------	-------

TOTAL RETURN INDEX ASETR (2021=1074)

	1894.9	1910.3	0.81%	16.38%
--	--------	--------	-------	--------

ASE WEIGHTED INDEX (1991=1000)

	THURSDAY 29/05/2025	SUNDAY 01/06/2025	% CHANGE	
			DAY BEFORE	YTD
GENERAL	5185.4	5227.7	0.82%	12.82%
BANKS	7276.4	7367.6	1.25%	12.43%
INSURANCE	1582.1	1580.6	-0.09%	14.87%
SERVICES	898.3	910.6	1.37%	5.44%
INDUSTRY	7732.4	7748.0	0.20%	14.97%

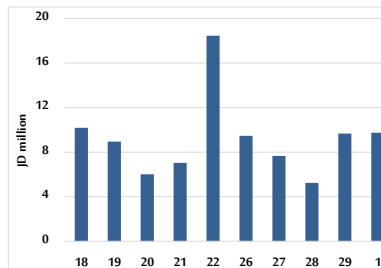
MARKET INDICES WEIGHTED BY FREE FLOAT MARKET CAP. (2012=1000)

	THURSDAY 29/05/2025	SUNDAY 01/06/2025	% CHANGE	
			DAY BEFORE	YTD
FIRST MARKET	1495.0	1506.0	0.74%	7.91%
SECOND MARKET	861.0	867.3	0.73%	4.17%

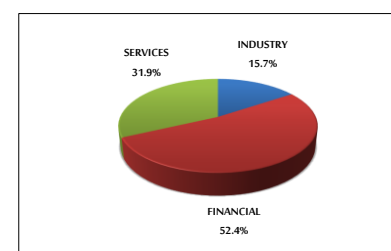
MARKET CAPITALIZATION (JD)

	19,503,084,236	19,644,244,117	0.72%	11.26%
--	----------------	----------------	-------	--------

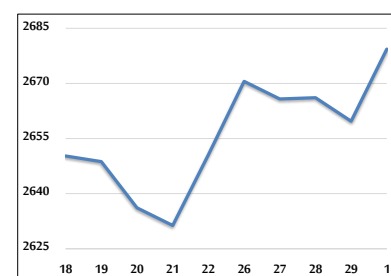
VALUE TRADED FROM 18/5 TO 1/6/2025



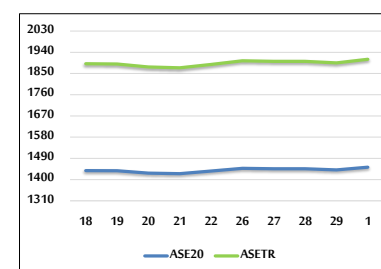
VALUE TRADED BY SECTOR SUNDAY 1/6/2025



ASE GENERAL FREE FLOAT WEIGHTED INDEX FROM 18/5 TO 1/6/2025



ASE20 INDEX & ASETR INDEX FROM 18/5 TO 1/6/2025



ASE WEIGHTED INDEX FROM 18/5 TO 1/6/2025

