

Daily Summary for Amman Stock Exchange

VALUE TRADED (JD)

	2024	2025	NET CHANGE	CHANGE (%)
Daily	3,631,772	9,854,413	6,222,641	171.34%
Cumulative (4/5-15/5)	35,327,028	100,213,784	64,886,756	183.67%
Cumulative (2/1-15/5)	417,251,444	604,883,862	187,632,418	44.97%

NO. OF SHARES TRADED

	2024	2025	NET CHANGE	CHANGE (%)
Daily	3,775,568	4,555,903	780,335	20.67%
Cumulative (4/5-15/5)	23,986,825	51,205,164	27,218,339	113.47%
Cumulative (2/1-15/5)	317,191,935	316,838,302	-353,633	-0.11%

NO. OF TRANSACTIONS

	2024	2025	NET CHANGE	CHANGE (%)
Daily	2,490	3,878	1,388	55.74%
Cumulative (4/5-15/5)	21,601	31,593	9,992	46.26%
Cumulative (2/1-15/5)	215,024	200,310	-14,714	-6.84%

SOME FINANCIAL RATIOS FOR THE ASE (15/5/2025)

SECTOR	P/E	P/BV	DIVIDEND YIELD (%)	TURNOVER (%)
FINANCIAL	7.481	0.775	6.476	0.068
SERVICES	12.701	1.135	6.130	0.120
INDUSTRY	10.328	1.683	7.256	0.035
OVERALL	8.462	1.032	7.090	0.075

ASE GENERAL FREE FLOAT WEIGHTED INDEX ASEGI (1999=1000)

	WEDNESDAY 14/05/2025	THURSDAY 15/05/2025	% CHANGE	
			DAY BEFORE	YTD
GENERAL INDEX ASEGI	2579.9	2619.5	1.54%	5.25%
FINANCIAL	2702.9	2770.4	2.50%	4.50%
SERVICES	1753.1	1744.3	-0.50%	3.01%
INDUSTRY	5942.7	5975.1	0.54%	8.02%

ASE FREE FLOAT WEIGHTED INDEX ASE20 (2014=1000)

	1395.0	1419.3	1.74%	5.61%
--	--------	--------	-------	-------

TOTAL RETURN INDEX ASETR (2021=1074)

	1834.6	1866.6	1.74%	13.71%
--	--------	--------	-------	--------

ASE WEIGHTED INDEX (1991=1000)

	WEDNESDAY 14/05/2025	THURSDAY 15/05/2025	% CHANGE	
			DAY BEFORE	YTD
GENERAL	4909.8	5010.1	2.04%	8.13%
BANKS	6843.2	7094.6	3.67%	8.26%
INSURANCE	1497.2	1514.0	1.12%	10.02%
SERVICES	892.5	895.0	0.27%	3.63%
INDUSTRY	7289.9	7339.7	0.68%	8.91%

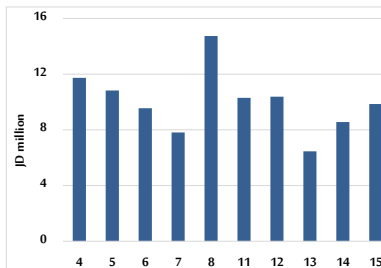
MARKET INDICES WEIGHTED BY FREE FLOAT MARKET CAP. (2012=1000)

	WEDNESDAY 14/05/2025	THURSDAY 15/05/2025	% CHANGE	
			DAY BEFORE	YTD
FIRST MARKET	1447.8	1471.6	1.64%	5.44%
SECOND MARKET	864.2	862.7	-0.18%	3.62%

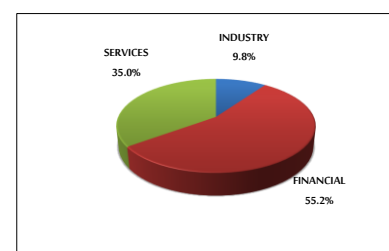
MARKET CAPITALIZATION (JD)

	18,524,726,332	18,869,599,616	1.86%	6.87%
--	----------------	----------------	-------	-------

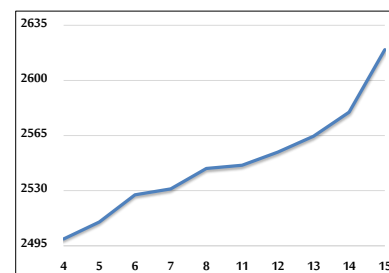
VALUE TRADED FROM 4/5 TO 15/5/2025



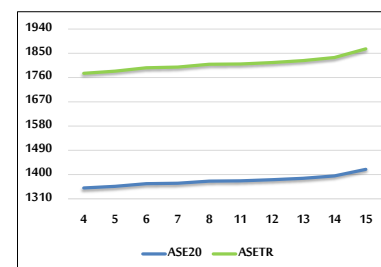
VALUE TRADED BY SECTOR THURSDAY 15/5/2025



ASE GENERAL FREE FLOAT WEIGHTED INDEX FROM 4/5 TO 15/5/2025



ASE20 INDEX & ASETR INDEX FROM 4/5 TO 15/5/2025



ASE WEIGHTED INDEX FROM 4/5 TO 15/5/2025

