

Daily Summary for Amman Stock Exchange

VALUE TRADED (JD)

	2024	2025	NET CHANGE	CHANGE (%)
Daily	3,065,185	10,381,918	7,316,733	238.70%
Cumulative (4/5-12/5)	23,030,380	75,344,946	52,314,566	227.15%
Cumulative (2/1-12/5)	404,954,796	580,015,024	175,060,228	43.23%

NO. OF SHARES TRADED

	2024	2025	NET CHANGE	CHANGE (%)
Daily	2,412,618	4,917,461	2,504,843	103.82%
Cumulative (4/5-12/5)	15,307,892	38,416,844	23,108,952	150.96%
Cumulative (2/1-12/5)	308,513,002	304,049,982	-4,463,020	-1.45%

NO. OF TRANSACTIONS

	2024	2025	NET CHANGE	CHANGE (%)
Daily	2,240	3,090	850	37.95%
Cumulative (4/5-12/5)	14,472	21,245	6,773	46.80%
Cumulative (2/1-12/5)	207,895	189,962	-17,933	-8.63%

SOME FINANCIAL RATIOS FOR THE ASE (12/5/2025)

SECTOR	P/E	P/BV	DIVIDEND YIELD (%)	TURNOVER (%)
FINANCIAL	7.128	0.739	6.797	0.060
SERVICES	12.618	1.128	6.170	0.136
INDUSTRY	10.209	1.664	7.341	0.099
OVERALL	8.206	1.001	7.311	0.081

ASE GENERAL FREE FLOAT WEIGHTED INDEX ASEGI (1999=1000)

	SUNDAY 11/05/2025	MONDAY 12/05/2025	% CHANGE	
			DAY BEFORE	YTD
GENERAL INDEX ASEGI	2546.1	2554.4	0.33%	2.64%
FINANCIAL	2677.0	2676.6	-0.02%	0.96%
SERVICES	1730.8	1730.3	-0.03%	2.19%
INDUSTRY	5812.8	5919.2	1.83%	7.01%

ASE FREE FLOAT WEIGHTED INDEX ASE20 (2014=1000)

	1376.6	1380.7	0.30%	2.73%
--	--------	--------	-------	-------

TOTAL RETURN INDEX ASETR (2021=1074)

	1810.3	1815.8	0.30%	10.62%
--	--------	--------	-------	--------

ASE WEIGHTED INDEX (1991=1000)

	SUNDAY 11/05/2025	MONDAY 12/05/2025	% CHANGE	
			DAY BEFORE	YTD
GENERAL	4825.3	4858.4	0.69%	4.85%
BANKS	6755.7	6740.7	-0.22%	2.86%
INSURANCE	1476.5	1479.0	0.16%	7.48%
SERVICES	875.2	878.7	0.40%	1.74%
INDUSTRY	7134.8	7262.6	1.79%	7.77%

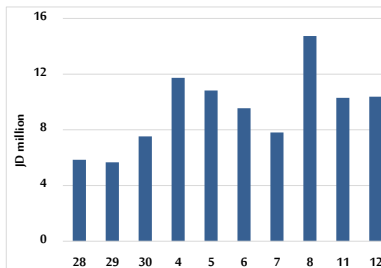
MARKET INDICES WEIGHTED BY FREE FLOAT MARKET CAP. (2012=1000)

	SUNDAY 11/05/2025	MONDAY 12/05/2025	% CHANGE	
			DAY BEFORE	YTD
FIRST MARKET	1430.1	1434.2	0.28%	2.76%
SECOND MARKET	841.1	849.3	0.97%	2.01%

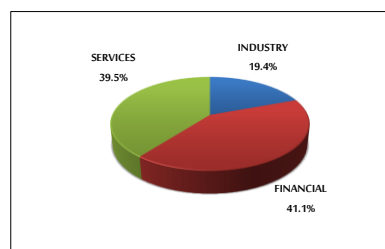
MARKET CAPITALIZATION (JD)

	18,223,823,781	18,339,872,693	0.64%	3.87%
--	----------------	----------------	-------	-------

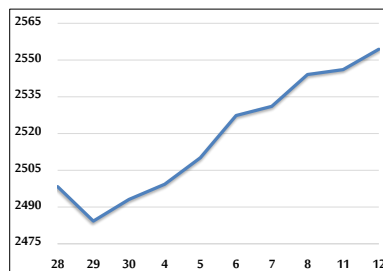
VALUE TRADED FROM 28/4 TO 12/5/2025



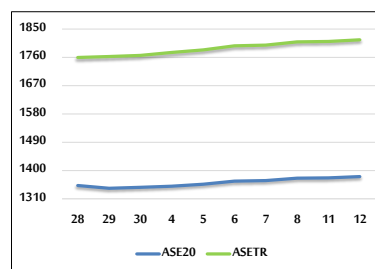
VALUE TRADED BY SECTOR MONDAY 12/5/2025



ASE GENERAL FREE FLOAT WEIGHTED INDEX FROM 28/4 TO 12/5/2025



ASE20 INDEX & ASETR INDEX FROM 28/4 TO 12/5/2025



ASE WEIGHTED INDEX FROM 28/4 TO 12/5/2025

