

Daily Summary for Amman Stock Exchange

VALUE TRADED (JD)

	2024	2025	NET CHANGE	CHANGE (%)
Daily	2,081,097	10,297,396	8,216,299	394.81%
Cumulative (4/5-11/5)	19,965,195	64,963,028	44,997,833	225.38%
Cumulative (2/1-11/5)	401,889,611	569,633,106	167,743,495	41.74%

NO. OF SHARES TRADED

	2024	2025	NET CHANGE	CHANGE (%)
Daily	1,942,927	4,330,815	2,387,888	122.90%
Cumulative (4/5-11/5)	12,895,274	33,499,383	20,604,109	159.78%
Cumulative (2/1-11/5)	306,100,384	299,132,521	-6,967,863	-2.28%

NO. OF TRANSACTIONS

	2024	2025	NET CHANGE	CHANGE (%)
Daily	2,104	2,539	435	20.67%
Cumulative (4/5-11/5)	12,232	18,155	5,923	48.42%
Cumulative (2/1-11/5)	205,655	186,872	-18,783	-9.13%

SOME FINANCIAL RATIOS FOR THE ASE (11/5/2025)

SECTOR	P/E	P/BV	DIVIDEND YIELD (%)	TURNOVER (%)
FINANCIAL	7.142	0.740	6.784	0.061
SERVICES	12.601	1.126	6.179	0.121
INDUSTRY	10.018	1.633	7.481	0.043
OVERALL	8.150	0.994	7.361	0.071

ASE GENERAL FREE FLOAT WEIGHTED INDEX ASEGI (1999=1000)

	THURSDAY 08/05/2025	SUNDAY 11/05/2025	% CHANGE	
			DAY BEFORE	YTD
GENERAL INDEX ASEGI	2544.1	2546.1	0.08%	2.30%
FINANCIAL	2672.2	2677.0	0.18%	0.98%
SERVICES	1733.9	1730.8	-0.18%	2.21%
INDUSTRY	5806.8	5812.8	0.10%	5.09%

ASE FREE FLOAT WEIGHTED INDEX ASE20 (2014=1000)

	1375.8	1376.6	0.05%	2.42%
--	--------	--------	-------	-------

TOTAL RETURN INDEX ASETR (2021=1074)

	1809.4	1810.3	0.05%	10.28%
--	--------	--------	-------	--------

ASE WEIGHTED INDEX (1991=1000)

	THURSDAY 08/05/2025	SUNDAY 11/05/2025	% CHANGE	
			DAY BEFORE	YTD
GENERAL	4828.0	4825.3	-0.06%	4.14%
BANKS	6751.0	6755.7	0.07%	3.09%
INSURANCE	1476.7	1476.5	-0.01%	7.30%
SERVICES	876.5	875.2	-0.14%	1.34%
INDUSTRY	7147.2	7134.8	-0.17%	5.87%

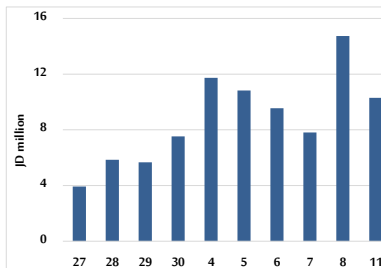
MARKET INDICES WEIGHTED BY FREE FLOAT MARKET CAP. (2012=1000)

	THURSDAY 08/05/2025	SUNDAY 11/05/2025	% CHANGE	
			DAY BEFORE	YTD
FIRST MARKET	1429.3	1430.1	0.06%	2.47%
SECOND MARKET	835.1	841.1	0.72%	1.03%

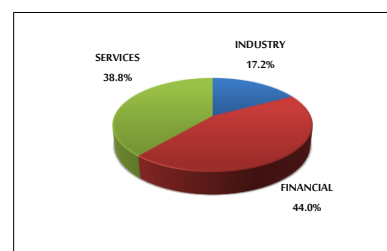
MARKET CAPITALIZATION (JD)

	18,233,763,569	18,223,823,781	-0.05%	3.22%
--	----------------	----------------	--------	-------

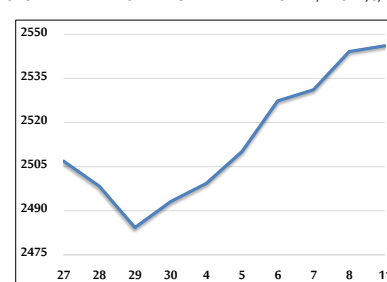
VALUE TRADED FROM 27/4 TO 11/5/2025



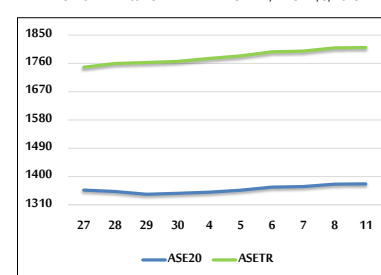
VALUE TRADED BY SECTOR SUNDAY 11/5/2025



ASE GENERAL FREE FLOAT WEIGHTED INDEX FROM 27/4 TO 11/5/2025



ASE20 INDEX & ASETR INDEX FROM 27/4 TO 11/5/2025



ASE WEIGHTED INDEX FROM 27/4 TO 11/5/2025

