

Daily Summary for Amman Stock Exchange

VALUE TRADED (JD)

	2024	2025	NET CHANGE	CHANGE (%)
Daily	5,637,052	9,667,645	4,030,593	71.50%
Cumulative (4/5-29/5)	174,852,102	182,845,838	7,993,736	4.57%
Cumulative (2/1-29/5)	556,776,518	687,515,916	130,739,398	23.48%

NO. OF SHARES TRADED

	2024	2025	NET CHANGE	CHANGE (%)
Daily	2,696,605	4,556,088	1,859,483	68.96%
Cumulative (4/5-29/5)	83,331,449	93,900,197	10,568,748	12.68%
Cumulative (2/1-29/5)	376,536,559	359,533,335	-17,003,224	-4.52%

NO. OF TRANSACTIONS

	2024	2025	NET CHANGE	CHANGE (%)
Daily	2,364	3,161	797	33.71%
Cumulative (4/5-29/5)	49,137	59,882	10,745	21.87%
Cumulative (2/1-29/5)	242,560	228,599	-13,961	-5.76%

SOME FINANCIAL RATIOS FOR THE ASE (29/5/2025)

SECTOR	P/E	P/BV	DIVIDEND YIELD (%)	TURNOVER (%)
FINANCIAL	7.670	0.794	6.322	0.053
SERVICES	12.788	1.143	6.088	0.109
INDUSTRY	10.916	1.779	6.866	0.134
OVERALL	8.753	1.068	6.854	0.075

ASE GENERAL FREE FLOAT WEIGHTED INDEX ASEGI (1999=1000)

	WEDNESDAY 28/05/2025	THURSDAY 29/05/2025	% CHANGE	
			DAY BEFORE	YTD
GENERAL INDEX ASEGI	2666.1	2659.7	-0.24%	6.87%
FINANCIAL	2808.5	2807.5	-0.03%	5.90%
SERVICES	1755.7	1742.6	-0.75%	2.91%
INDUSTRY	6246.8	6239.9	-0.11%	12.81%

ASE FREE FLOAT WEIGHTED INDEX ASE20 (2014=1000)

	2024	2025	% CHANGE	YTD
	1446.0	1440.9	-0.35%	7.21%

TOTAL RETURN INDEX ASETR (2021=1074)

	2024	2025	% CHANGE	YTD
	1901.6	1894.9	-0.35%	15.44%

ASE WEIGHTED INDEX (1991=1000)

	WEDNESDAY 28/05/2025	THURSDAY 29/05/2025	% CHANGE	
			DAY BEFORE	YTD
GENERAL	5181.9	5185.4	0.07%	11.91%
BANKS	7248.3	7276.4	0.39%	11.03%
INSURANCE	1566.1	1582.1	1.02%	14.97%
SERVICES	907.8	898.3	-1.05%	4.01%
INDUSTRY	7735.5	7732.4	-0.04%	14.74%

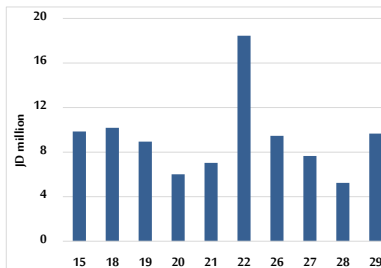
MARKET INDICES WEIGHTED BY FREE FLOAT MARKET CAP. (2012=1000)

	WEDNESDAY 28/05/2025	THURSDAY 29/05/2025	% CHANGE	
			DAY BEFORE	YTD
FIRST MARKET	1499.0	1495.0	-0.27%	7.12%
SECOND MARKET	862.7	861.0	-0.20%	3.41%

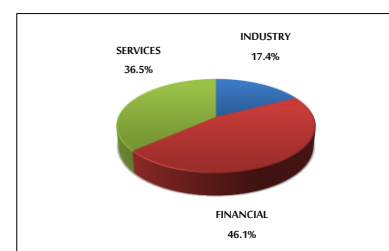
MARKET CAPITALIZATION (JD)

	2024	2025	% CHANGE	YTD
	19,489,821,312	19,503,084,236	0.07%	10.46%

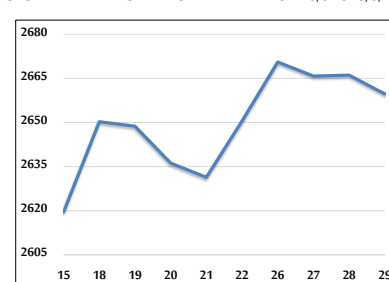
VALUE TRADED FROM 15/5 TO 29/5/2025



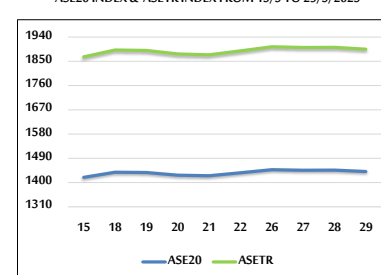
VALUE TRADED BY SECTOR THURSDAY 29/5/2025



ASE GENERAL FREE FLOAT WEIGHTED INDEX FROM 15/5 TO 29/5/2025



ASE20 INDEX & ASETR INDEX FROM 15/5 TO 29/5/2025



ASE WEIGHTED INDEX FROM 15/5 TO 29/5/2025

