

## Daily Summary for Amman Stock Exchange

### VALUE TRADED (JD)

	2024	2025	NET CHANGE	CHANGE (%)
Daily	3,885,702	7,657,239	3,771,537	97.06%
Cumulative (4/5-27/5)	62,824,174	167,942,132	105,117,958	167.32%
Cumulative (2/1-27/5)	444,748,590	672,612,210	227,863,620	51.23%

### NO. OF SHARES TRADED

	2024	2025	NET CHANGE	CHANGE (%)
Daily	3,494,139	4,724,088	1,229,949	35.20%
Cumulative (4/5-27/5)	47,434,838	86,509,076	39,074,238	82.37%
Cumulative (2/1-27/5)	340,639,948	352,142,214	11,502,266	3.38%

### NO. OF TRANSACTIONS

	2024	2025	NET CHANGE	CHANGE (%)
Daily	2,506	3,196	690	27.53%
Cumulative (4/5-27/5)	39,775	54,340	14,565	36.62%
Cumulative (2/1-27/5)	233,198	223,057	-10,141	-4.35%

### SOME FINANCIAL RATIOS FOR THE ASE (27/5/2025)

SECTOR	P/E	P/BV	DIVIDEND YIELD (%)	TURNOVER (%)
FINANCIAL	7.653	0.792	6.336	0.073
SERVICES	12.934	1.156	6.020	0.084
INDUSTRY	10.835	1.766	6.917	0.094
OVERALL	8.728	1.065	6.874	0.078

### ASE GENERAL FREE FLOAT WEIGHTED INDEX ASEGI (1999=1000)

	MONDAY 26/05/2025	TUESDAY 27/05/2025	% CHANGE	
			DAY BEFORE	YTD
GENERAL INDEX ASEGI	2670.6	2665.8	-0.18%	7.11%
FINANCIAL	2814.4	2811.6	-0.10%	6.06%
SERVICES	1758.2	1763.7	0.32%	4.16%
INDUSTRY	6266.1	6200.9	-1.04%	12.10%

### ASE FREE FLOAT WEIGHTED INDEX ASE20 (2014=1000)

	1447.7	1445.8	-0.13%	7.57%
--	--------	--------	--------	-------

### TOTAL RETURN INDEX ASETR (2021=1074)

	1903.9	1901.3	-0.13%	15.83%
--	--------	--------	--------	--------

### ASE WEIGHTED INDEX (1991=1000)

	MONDAY 26/05/2025	TUESDAY 27/05/2025	% CHANGE	
			DAY BEFORE	YTD
GENERAL	5205.6	5170.5	-0.67%	11.59%
BANKS	7278.5	7259.5	-0.26%	10.78%
INSURANCE	1554.9	1553.5	-0.09%	12.90%
SERVICES	908.6	911.0	0.26%	5.48%
INDUSTRY	7783.4	7676.3	-1.38%	13.91%

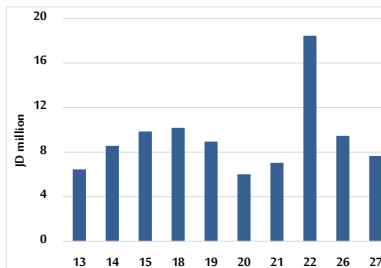
### MARKET INDICES WEIGHTED BY FREE FLOAT MARKET CAP. (2012=1000)

	MONDAY 26/05/2025	TUESDAY 27/05/2025	% CHANGE	
			DAY BEFORE	YTD
FIRST MARKET	1500.5	1498.3	-0.15%	7.36%
SECOND MARKET	878.0	869.4	-0.98%	4.42%

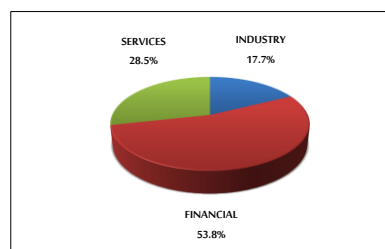
### MARKET CAPITALIZATION (JD)

	19,581,898,392	19,457,840,616	-0.63%	10.21%
--	----------------	----------------	--------	--------

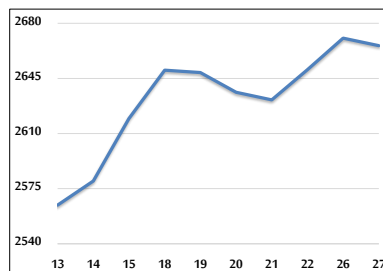
### VALUE TRADED FROM 13/5 TO 27/5/2025



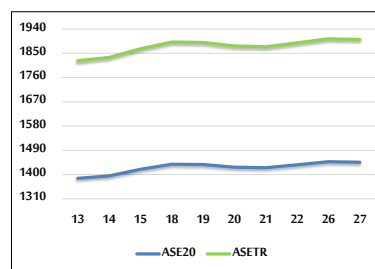
### VALUE TRADED BY SECTOR TUESDAY 27/5/2025



### ASE GENERAL FREE FLOAT WEIGHTED INDEX FROM 13/5 TO 27/5/2025



### ASE20 INDEX & ASETR INDEX FROM 13/5 TO 27/5/2025



### ASE WEIGHTED INDEX FROM 13/5 TO 27/5/2025

