

Daily Summary for Amman Stock Exchange

VALUE TRADED (JD)

	2024	2025	NET CHANGE	CHANGE (%)
Daily	4,168,691	6,008,914	1,840,223	44.14%
Cumulative (4/5-20/5)	47,279,321	125,344,903	78,065,582	165.12%
Cumulative (2/1-20/5)	429,203,737	630,014,981	200,811,244	46.79%

NO. OF SHARES TRADED

	2024	2025	NET CHANGE	CHANGE (%)
Daily	2,761,850	3,152,105	390,255	14.13%
Cumulative (4/5-20/5)	35,164,647	63,231,684	28,067,037	79.82%
Cumulative (2/1-20/5)	328,369,757	328,864,822	495,065	0.15%

NO. OF TRANSACTIONS

	2024	2025	NET CHANGE	CHANGE (%)
Daily	2,532	2,888	356	14.06%
Cumulative (4/5-20/5)	29,825	41,331	11,506	38.58%
Cumulative (2/1-20/5)	223,248	210,048	-13,200	-5.91%

SOME FINANCIAL RATIOS FOR THE ASE (20/5/2025)

SECTOR	P/E	P/BV	DIVIDEND YIELD (%)	TURNOVER (%)
FINANCIAL	7.533	0.781	6.431	0.042
SERVICES	12.833	1.147	6.067	0.080
INDUSTRY	10.315	1.681	7.266	0.059
OVERALL	8.489	1.035	7.067	0.052

ASE GENERAL FREE FLOAT WEIGHTED INDEX ASEGI (1999=1000)

	MONDAY 19/05/2025	TUESDAY 20/05/2025	% CHANGE	
			DAY BEFORE	YTD
GENERAL INDEX ASEGI	2648.7	2636.2	-0.47%	5.92%
FINANCIAL	2815.2	2797.5	-0.63%	5.53%
SERVICES	1754.7	1752.8	-0.11%	3.51%
INDUSTRY	5994.8	5987.1	-0.13%	8.24%

ASE FREE FLOAT WEIGHTED INDEX ASE20 (2014=1000)

	1437.2	1427.6	-0.67%	6.22%
--	--------	--------	--------	-------

TOTAL RETURN INDEX ASETR (2021=1074)

	1890.1	1877.4	-0.67%	14.37%
--	--------	--------	--------	--------

ASE WEIGHTED INDEX (1991=1000)

	MONDAY 19/05/2025	TUESDAY 20/05/2025	% CHANGE	
			DAY BEFORE	YTD
GENERAL	5051.6	5026.2	-0.50%	8.47%
BANKS	7202.9	7146.2	-0.79%	9.05%
INSURANCE	1519.3	1541.8	1.48%	12.04%
SERVICES	904.4	900.9	-0.38%	4.32%
INDUSTRY	7338.1	7320.4	-0.24%	8.63%

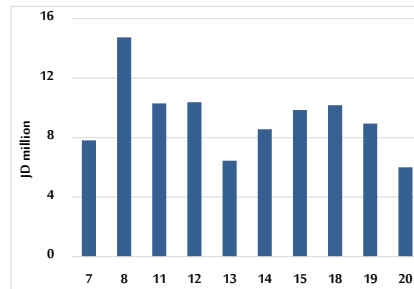
MARKET INDICES WEIGHTED BY FREE FLOAT MARKET CAP. (2012=1000)

	MONDAY 19/05/2025	TUESDAY 20/05/2025	% CHANGE	
			DAY BEFORE	YTD
FIRST MARKET	1489.3	1481.0	-0.55%	6.12%
SECOND MARKET	861.5	867.1	0.66%	4.15%

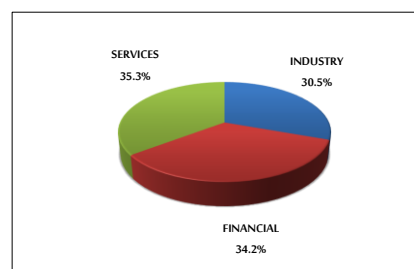
MARKET CAPITALIZATION (JD)

	19,038,798,809	18,952,163,420	-0.46%	7.34%
--	----------------	----------------	--------	-------

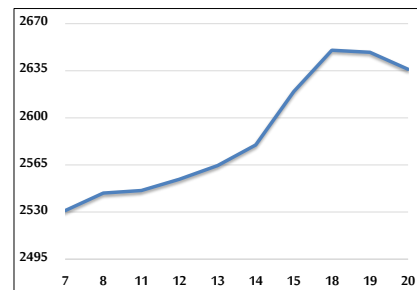
VALUE TRADED FROM 7/5 TO 20/5/2025



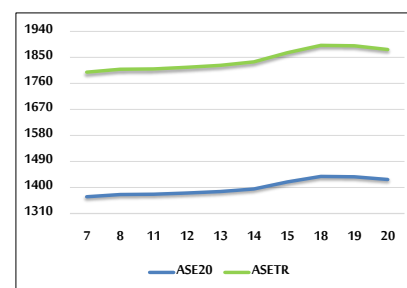
VALUE TRADED BY SECTOR TUESDAY 20/5/2025



ASE GENERAL FREE FLOAT WEIGHTED INDEX FROM 7/5 TO 20/5/2025



ASE20 INDEX & ASETR INDEX FROM 7/5 TO 20/5/2025



ASE WEIGHTED INDEX FROM 7/5 TO 20/5/2025

