

Daily Summary for Amman Stock Exchange

VALUE TRADED (JD)

	2024	2025	NET CHANGE	CHANGE (%)
Daily	2,742,229	9,552,352	6,810,123	248.34%
Cumulative (4/5-6/5)	11,649,899	32,115,833	20,465,934	175.67%
Cumulative (2/1-6/5)	393,574,315	536,785,911	143,211,596	36.39%

NO. OF SHARES TRADED

	2024	2025	NET CHANGE	CHANGE (%)
Daily	1,698,759	4,276,875	2,578,116	151.76%
Cumulative (4/5-6/5)	7,266,555	13,909,482	6,642,927	91.42%
Cumulative (2/1-6/5)	300,471,665	279,542,620	-20,929,045	-6.97%

NO. OF TRANSACTIONS

	2024	2025	NET CHANGE	CHANGE (%)
Daily	1,789	3,009	1,220	68.19%
Cumulative (4/5-6/5)	6,437	9,798	3,361	52.21%
Cumulative (2/1-6/5)	199,860	178,515	-21,345	-10.68%

SOME FINANCIAL RATIOS FOR THE ASE (6/5/2025)

SECTOR	P/E	P/BV	DIVIDEND YIELD (%)	TURNOVER (%)
FINANCIAL	7.022	0.728	6.899	0.059
SERVICES	12.621	1.128	6.169	0.114
INDUSTRY	10.090	1.644	7.428	0.060
OVERALL	8.106	0.988	7.401	0.070

ASE GENERAL FREE FLOAT WEIGHTED INDEX ASEGI (1999=1000)

	MONDAY 05/05/2025	TUESDAY 06/05/2025	% CHANGE	
			DAY BEFORE	YTD
GENERAL INDEX ASEGI	2510.1	2527.3	0.69%	1.55%
FINANCIAL	2640.1	2647.2	0.27%	-0.14%
SERVICES	1689.4	1720.8	1.86%	1.62%
INDUSTRY	5848.6	5844.7	-0.07%	5.67%

ASE FREE FLOAT WEIGHTED INDEX ASE20 (2014=1000)

	1356.2	1366.0	0.72%	1.64%
--	--------	--------	-------	-------

TOTAL RETURN INDEX ASETR (2021=1074)

	1783.5	1796.4	0.72%	9.44%
--	--------	--------	-------	-------

ASE WEIGHTED INDEX (1991=1000)

	MONDAY 05/05/2025	TUESDAY 06/05/2025	% CHANGE	
			DAY BEFORE	YTD
GENERAL	4770.0	4799.1	0.61%	3.57%
BANKS	6581.7	6637.2	0.84%	1.28%
INSURANCE	1490.3	1488.1	-0.15%	8.15%
SERVICES	867.2	874.7	0.86%	1.28%
INDUSTRY	7161.8	7183.2	0.30%	6.59%

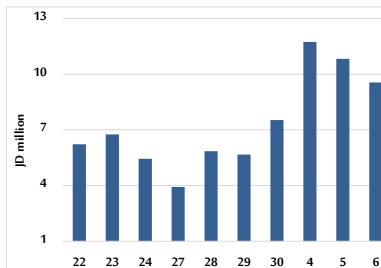
MARKET INDICES WEIGHTED BY FREE FLOAT MARKET CAP. (2012=1000)

	MONDAY 05/05/2025	TUESDAY 06/05/2025	% CHANGE	
			DAY BEFORE	YTD
FIRST MARKET	1410.7	1420.3	0.68%	1.76%
SECOND MARKET	819.9	824.4	0.55%	-0.99%

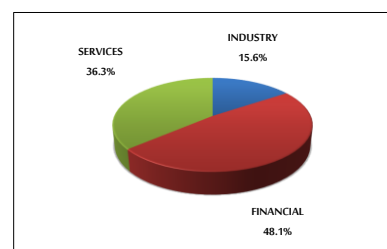
MARKET CAPITALIZATION (JD)

	18,036,093,453	18,131,090,994	0.53%	2.69%
--	----------------	----------------	-------	-------

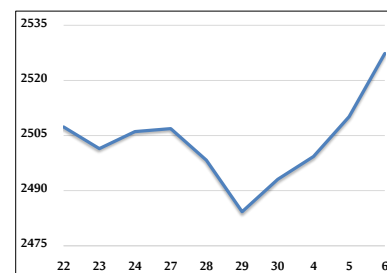
VALUE TRADED FROM 22/4 TO 6/5/2025



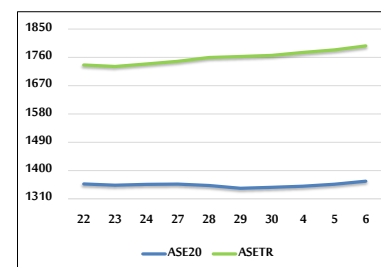
VALUE TRADED BY SECTOR TUESDAY 6/5/2025



ASE GENERAL FREE FLOAT WEIGHTED INDEX FROM 22/4 TO 6/5/2025



ASE20 INDEX & ASETR INDEX FROM 22/4 TO 6/5/2025



ASE WEIGHTED INDEX FROM 22/4 TO 6/5/2025

