

Daily Summary for Amman Stock Exchange

VALUE TRADED (JD)

	2024	2025	NET CHANGE	CHANGE (%)
Daily	3,017,330	10,827,779	7,810,449	258.85%
Cumulative (4/5-5/5)	8,907,670	22,563,481	13,655,811	153.30%
Cumulative (2/1-5/5)	390,832,086	527,233,559	136,401,473	34.90%

NO. OF SHARES TRADED

	2024	2025	NET CHANGE	CHANGE (%)
Daily	1,873,394	4,674,003	2,800,609	149.49%
Cumulative (4/5-5/5)	5,567,796	9,632,607	4,064,811	73.01%
Cumulative (2/1-5/5)	298,772,906	275,265,745	-23,507,161	-7.87%

NO. OF TRANSACTIONS

	2024	2025	NET CHANGE	CHANGE (%)
Daily	2,077	3,210	1,133	54.55%
Cumulative (4/5-5/5)	4,648	6,789	2,141	46.06%
Cumulative (2/1-5/5)	198,071	175,506	-22,565	-11.39%

SOME FINANCIAL RATIOS FOR THE ASE (5/5/2025)

SECTOR	P/E	P/BV	DIVIDEND YIELD (%)	TURNOVER (%)
FINANCIAL	6.970	0.722	6.951	0.068
SERVICES	12.455	1.113	6.251	0.096
INDUSTRY	10.095	1.645	7.424	0.094
OVERALL	8.057	0.982	7.447	0.077

ASE GENERAL FREE FLOAT WEIGHTED INDEX ASEGI (1999=1000)

	SUNDAY 04/05/2025	MONDAY 05/05/2025	% CHANGE	
			DAY BEFORE	YTD
GENERAL INDEX ASEGI	2499.3	2510.1	0.43%	0.86%
FINANCIAL	2632.8	2640.1	0.28%	-0.41%
SERVICES	1667.3	1689.4	1.32%	-0.23%
INDUSTRY	5874.6	5848.6	-0.44%	5.74%

ASE FREE FLOAT WEIGHTED INDEX ASE20 (2014=1000)

	1350.2	1356.2	0.44%	0.91%
--	--------	--------	-------	-------

TOTAL RETURN INDEX ASETR (2021=1074)

	1775.7	1783.5	0.44%	8.65%
--	--------	--------	-------	-------

ASE WEIGHTED INDEX (1991=1000)

	SUNDAY 04/05/2025	MONDAY 05/05/2025	% CHANGE	
			DAY BEFORE	YTD
GENERAL	4774.3	4770.0	-0.09%	2.94%
BANKS	6562.7	6581.7	0.29%	0.43%
INSURANCE	1479.8	1490.3	0.71%	8.30%
SERVICES	858.2	867.2	1.05%	0.41%
INDUSTRY	7221.2	7161.8	-0.82%	6.27%

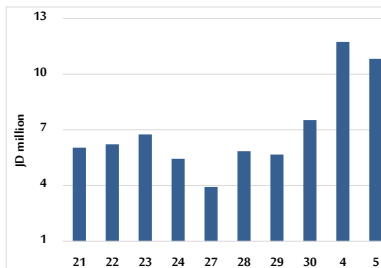
MARKET INDICES WEIGHTED BY FREE FLOAT MARKET CAP. (2012=1000)

	SUNDAY 04/05/2025	MONDAY 05/05/2025	% CHANGE	
			DAY BEFORE	YTD
FIRST MARKET	1404.8	1410.7	0.42%	1.08%
SECOND MARKET	813.6	819.9	0.77%	-1.53%

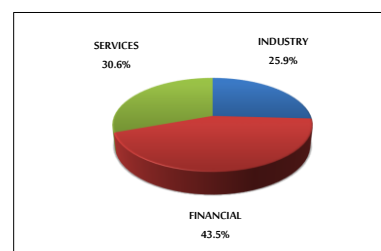
MARKET CAPITALIZATION (JD)

	18,052,635,112	18,036,093,453	-0.09%	2.15%
--	----------------	----------------	--------	-------

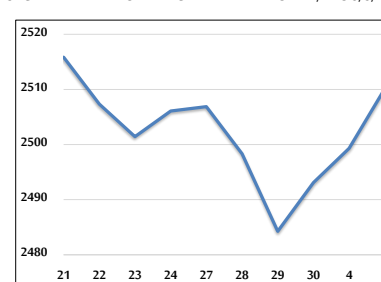
VALUE TRADED FROM 21/4 TO 5/5/2025



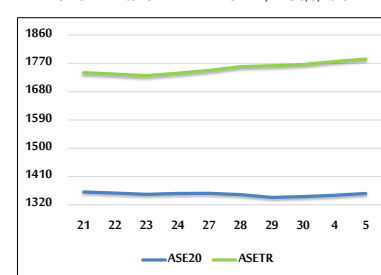
VALUE TRADED BY SECTOR MONDAY 5/5/2025



ASE GENERAL FREE FLOAT WEIGHTED INDEX FROM 21/4 TO 5/5/2025



ASE20 INDEX & ASETR INDEX FROM 21/4 TO 5/5/2025



ASE WEIGHTED INDEX FROM 21/4 TO 5/5/2025

