

### Daily Summary for Amman Stock Exchange

VALUE TRADED (JD)

	2024	2025	NET CHANGE	CHANGE (%)
Daily	4,171,593	7,415,981	3,244,388	77.77%
Cumulative (3/4-8/4)	14,053,142	32,074,305	18,021,163	128.24%
Cumulative (2/1-8/4)	299,426,850	397,319,603	97,892,753	32.69%

NO. OF SHARES TRADED

	2024	2025	NET CHANGE	CHANGE (%)
Daily	3,332,786	5,299,189	1,966,403	59.00%
Cumulative (3/4-8/4)	9,969,122	14,815,840	4,846,718	48.62%
Cumulative (2/1-8/4)	240,660,004	210,725,739	-29,934,265	-12.44%

NO. OF TRANSACTIONS

	2024	2025	NET CHANGE	CHANGE (%)
Daily	2,052	2,293	241	11.74%
Cumulative (3/4-8/4)	6,965	9,682	2,717	39.01%
Cumulative (2/1-8/4)	156,698	134,833	-21,865	-13.95%

SOME FINANCIAL RATIOS FOR THE ASE (8/4/2025)

SECTOR	P/E	P/BV	DIVIDEND YIELD (%)	TURNOVER (%)
FINANCIAL	7.220	0.721	6.886	0.100
SERVICES	12.644	1.153	6.013	0.068
INDUSTRY	11.046	1.745	5.578	0.036
OVERALL	8.496	1.012	6.603	0.085

STOCK PRICE INDEX WEIGHTED BY FREE FLOAT MARKET CAPITALIZATION (1999=1000)

	MONDAY 07/04/2025	TUESDAY 08/04/2025	% CHANGE	
			DAY BEFORE	YTD
GENERAL	2546.6	2565.3	0.74%	3.07%
FINANCIAL	2620.8	2638.6	0.68%	-0.47%
SERVICES	1760.8	1770.6	0.56%	4.56%
INDUSTRY	6053.0	6099.2	0.76%	10.27%

STOCK PRICE INDEX WEIGHTED BY FREE FLOAT MARKET CAPITALIZATION ASE20 (2014=1000)

	1378.8	1390.1	0.82%	3.43%
--	--------	--------	-------	-------

Total Return Index ASETR (2021=1074)

	1718.1	1732.1	0.82%	5.52%
--	--------	--------	-------	-------

STOCK PRICE INDEX WEIGHTED BY MARKET CAPITALIZATION (1991=1000)

	MONDAY 07/04/2025	TUESDAY 08/04/2025	% CHANGE	
			DAY BEFORE	YTD
GENERAL	4894.5	4928.4	0.69%	6.36%
BANKS	6554.3	6601.3	0.72%	0.73%
INSURANCE	1455.7	1452.1	-0.25%	5.53%
SERVICES	885.2	887.8	0.30%	2.80%
INDUSTRY	7608.7	7667.7	0.77%	13.78%

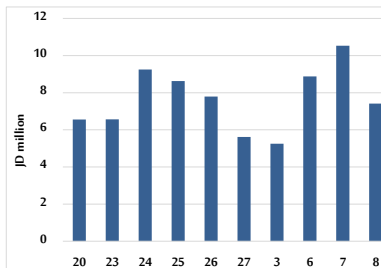
STOCK PRICE MARKET INDEX WEIGHTED BY FREE FLOAT MARKET CAP. (2012=1000)

	MONDAY 07/04/2025	TUESDAY 08/04/2025	% CHANGE	
			DAY BEFORE	YTD
FIRST MARKET	1434.2	1445.4	0.78%	3.57%
SECOND MARKET	788.6	786.3	-0.29%	-5.56%

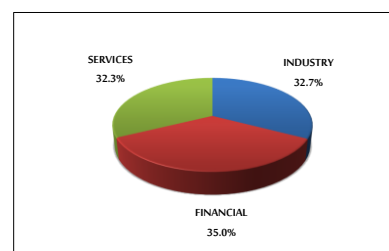
MARKET CAPITALIZATION (JD)

	18,540,218,830	18,586,738,684	0.25%	5.27%
--	----------------	----------------	-------	-------

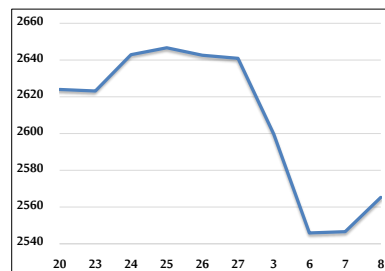
VALUE TRADED FROM 20/3 TO 8/4/2025



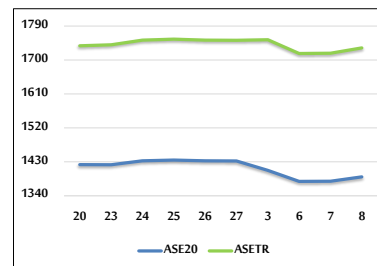
VALUE TRADED BY SECTOR TUESDAY 8/4/2025



GENERAL FREE FLOAT PRICE INDEX FROM 20/3 TO 8/4/2025



ASE20 and ASETR FREE FLOAT PRICE INDEX FROM 20/3 TO 8/4/2025



STOCK PRICE INDEX FROM 20/3 TO 8/4/2025

