

Daily Summary for Amman Stock Exchange

VALUE TRADED (JD)

	2024	2025	NET CHANGE	CHANGE (%)
Daily	6,272,021	7,528,381	1,256,360	20.03%
Cumulative (3/4-30/4)	96,550,708	139,424,780	42,874,072	44.41%
Cumulative (2/1-30/4)	381,924,416	504,670,078	122,745,662	32.14%

NO. OF SHARES TRADED

	2024	2025	NET CHANGE	CHANGE (%)
Daily	5,379,825	4,155,069	-1,224,756	-22.77%
Cumulative (3/4-30/4)	62,514,228	69,723,239	7,209,011	11.53%
Cumulative (2/1-30/4)	293,205,110	265,633,138	-27,571,972	-9.40%

NO. OF TRANSACTIONS

	2024	2025	NET CHANGE	CHANGE (%)
Daily	2,701	2,893	192	7.11%
Cumulative (3/4-30/4)	43,690	43,566	-124	-0.28%
Cumulative (2/1-30/4)	193,423	168,717	-24,706	-12.77%

SOME FINANCIAL RATIOS FOR THE ASE (30/4/2025)

SECTOR	P/E	P/BV	DIVIDEND YIELD (%)	TURNOVER (%)
FINANCIAL	7.113	0.718	6.984	0.051
SERVICES	12.173	1.110	6.271	0.102
INDUSTRY	10.183	1.623	7.525	0.107
OVERALL	8.127	0.973	7.515	0.068

STOCK PRICE INDEX WEIGHTED BY FREE FLOAT MARKET CAPITALIZATION (1999=1000)

	TUESDAY 29/04/2025	WEDNESDAY 30/04/2025	% CHANGE	
			DAY BEFORE	YTD
GENERAL	2484.3	2493.1	0.36%	0.17%
FINANCIAL	2627.2	2634.3	0.27%	-0.63%
SERVICES	1673.7	1670.2	-0.21%	-1.37%
INDUSTRY	5694.9	5774.2	1.39%	4.39%

STOCK PRICE INDEX WEIGHTED BY FREE FLOAT MARKET CAPITALIZATION ASE20 (2014=1000)

	1343.5	1346.3	0.21%	0.17%
--	--------	--------	-------	-------

Total Return Index ASETR (2021=1074)

	1762.5	1766.2	0.21%	7.59%
--	--------	--------	-------	-------

STOCK PRICE INDEX WEIGHTED BY MARKET CAPITALIZATION (1991=1000)

	TUESDAY 29/04/2025	WEDNESDAY 30/04/2025	% CHANGE	
			DAY BEFORE	YTD
GENERAL	4711.8	4726.4	0.31%	2.00%
BANKS	6535.3	6542.1	0.10%	-0.17%
INSURANCE	1458.3	1462.6	0.29%	6.29%
SERVICES	865.8	865.2	-0.08%	0.17%
INDUSTRY	7018.8	7062.7	0.63%	4.80%

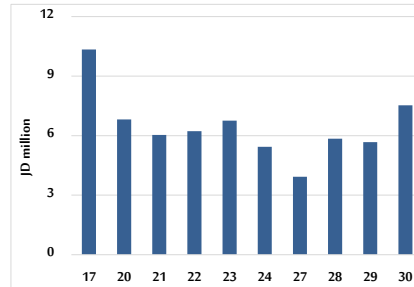
STOCK PRICE MARKET INDEX WEIGHTED BY FREE FLOAT MARKET CAP. (2012=1000)

	TUESDAY 29/04/2025	WEDNESDAY 30/04/2025	% CHANGE	
			DAY BEFORE	YTD
FIRST MARKET	1396.8	1401.3	0.32%	0.40%
SECOND MARKET	804.6	811.9	0.91%	-2.49%

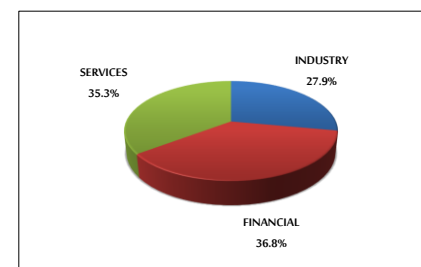
MARKET CAPITALIZATION (JD)

	17,831,199,971	17,883,796,009	0.29%	1.29%
--	----------------	----------------	-------	-------

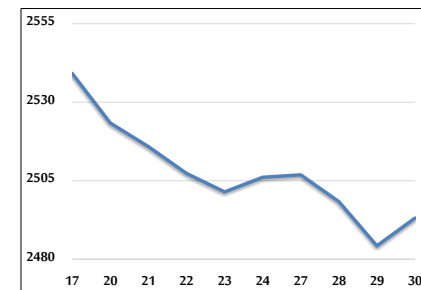
VALUE TRADED FROM 17/4 TO 30/4/2025



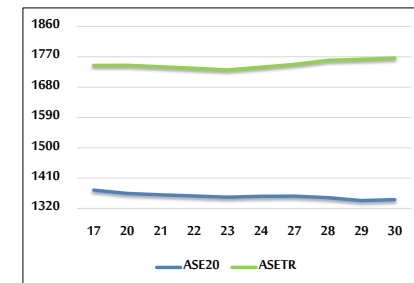
VALUE TRADED BY SECTOR WEDNESDAY 30/4/2025



GENERAL FREE FLOAT PRICE INDEX FROM 17/4 TO 30/4/2025



ASE20 and ASETR FREE FLOAT PRICE INDEX FROM 17/4 TO 30/4/2025



STOCK PRICE INDEX FROM 17/4 TO 30/4/2025

