

Daily Summary for Amman Stock Exchange

VALUE TRADED (JD)

	2024	2025	NET CHANGE	CHANGE (%)
Daily	-	5,670,944	-	-
Cumulative (3/4-29/4)	90,278,687	131,896,399	41,617,712	46.10%
Cumulative (2/1-29/4)	375,652,395	497,141,697	121,489,302	32.34%

NO. OF SHARES TRADED

	2024	2025	NET CHANGE	CHANGE (%)
Daily	-	2,988,260	-	-
Cumulative (3/4-29/4)	57,134,403	65,568,170	8,433,767	14.76%
Cumulative (2/1-29/4)	287,825,285	261,478,069	-26,347,216	-9.15%

NO. OF TRANSACTIONS

	2024	2025	NET CHANGE	CHANGE (%)
Daily	-	2,224	-	-
Cumulative (3/4-29/4)	40,989	40,673	-316	-0.77%
Cumulative (2/1-29/4)	190,722	165,824	-24,898	-13.05%

SOME FINANCIAL RATIOS FOR THE ASE (29/4/2025)

SECTOR	P/E	P/BV	DIVIDEND YIELD (%)	TURNOVER (%)
FINANCIAL	7.104	0.717	6.993	0.025
SERVICES	12.186	1.111	6.264	0.122
INDUSTRY	10.117	1.613	7.574	0.058
OVERALL	8.102	0.970	7.539	0.049

STOCK PRICE INDEX WEIGHTED BY FREE FLOAT MARKET CAPITALIZATION (1999=1000)

	MONDAY 28/04/2025	TUESDAY 29/04/2025	% CHANGE	
			DAY BEFORE	YTD
GENERAL	2498.3	2484.3	-0.56%	-0.18%
FINANCIAL	2636.3	2627.2	-0.34%	-0.90%
SERVICES	1716.2	1673.7	-2.48%	-1.16%
INDUSTRY	5595.4	5694.9	1.78%	2.96%

STOCK PRICE INDEX WEIGHTED BY FREE FLOAT MARKET CAPITALIZATION ASE20 (2014=1000)

	1352.4	1343.5	-0.66%	-0.04%
--	--------	--------	--------	--------

Total Return Index ASETR (2021=1074)

	1759.5	1762.5	0.17%	7.37%
--	--------	--------	-------	-------

STOCK PRICE INDEX WEIGHTED BY MARKET CAPITALIZATION (1991=1000)

	MONDAY 28/04/2025	TUESDAY 29/04/2025	% CHANGE	
			DAY BEFORE	YTD
GENERAL	4686.5	4711.8	0.54%	1.69%
BANKS	6552.0	6535.3	-0.25%	-0.27%
INSURANCE	1457.8	1458.3	0.03%	5.98%
SERVICES	881.6	865.8	-1.79%	0.25%
INDUSTRY	6874.5	7018.8	2.10%	4.15%

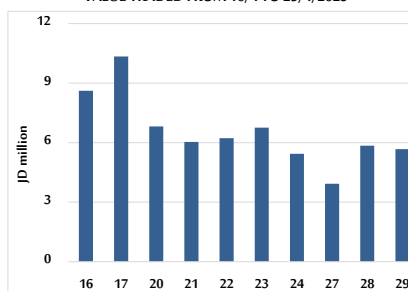
STOCK PRICE MARKET INDEX WEIGHTED BY FREE FLOAT MARKET CAP. (2012=1000)

	MONDAY 28/04/2025	TUESDAY 29/04/2025	% CHANGE	
			DAY BEFORE	YTD
FIRST MARKET	1405.7	1396.8	-0.63%	0.09%
SECOND MARKET	797.4	804.6	0.90%	-3.36%

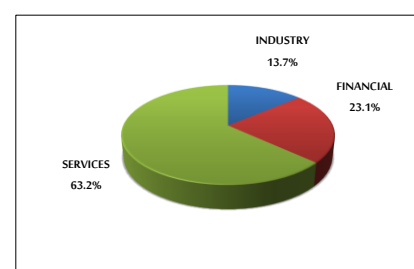
MARKET CAPITALIZATION (JD)

	17,741,932,131	17,831,199,971	0.50%	0.99%
--	----------------	----------------	-------	-------

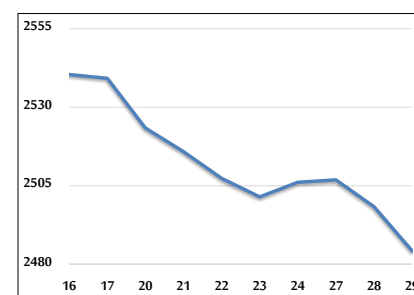
VALUE TRADED FROM 16/4 TO 29/4/2025



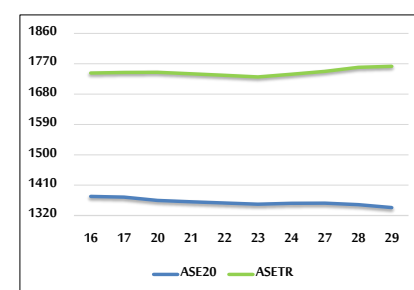
VALUE TRADED BY SECTOR TUESDAY 29/4/2025



GENERAL FREE FLOAT PRICE INDEX FROM 16/4 TO 29/4/2025



ASE20 and ASETR FREE FLOAT PRICE INDEX FROM 16/4 TO 29/4/2025



STOCK PRICE INDEX FROM 16/4 TO 29/4/2025

