

Daily Summary for Amman Stock Exchange

VALUE TRADED (JD)

	2024	2025	NET CHANGE	CHANGE (%)
Daily	2,609,980	5,847,842	3,237,862	124.06%
Cumulative (3/4-28/4)	90,278,687	126,225,455	35,946,768	39.82%
Cumulative (2/1-28/4)	375,652,395	491,470,753	115,818,358	30.83%

NO. OF SHARES TRADED

	2024	2025	NET CHANGE	CHANGE (%)
Daily	2,878,387	2,649,220	-229,167	-7.96%
Cumulative (3/4-28/4)	57,134,403	62,579,910	5,445,507	9.53%
Cumulative (2/1-28/4)	287,825,285	258,489,809	-29,335,476	-10.19%

NO. OF TRANSACTIONS

	2024	2025	NET CHANGE	CHANGE (%)
Daily	2,145	1,873	-272	-12.68%
Cumulative (3/4-28/4)	40,989	38,449	-2,540	-6.20%
Cumulative (2/1-28/4)	190,722	163,600	-27,122	-14.22%

SOME FINANCIAL RATIOS FOR THE ASE (28/4/2025)

SECTOR	P/E	P/BV	DIVIDEND YIELD (%)	TURNOVER (%)
FINANCIAL	7.110	0.718	6.986	0.028
SERVICES	12.473	1.137	6.120	0.096
INDUSTRY	9.870	1.573	7.764	0.041
OVERALL	8.058	0.965	7.579	0.043

STOCK PRICE INDEX WEIGHTED BY FREE FLOAT MARKET CAPITALIZATION (1999=1000)

	SUNDAY 27/04/2025	MONDAY 28/04/2025	% CHANGE	
			DAY BEFORE	YTD
GENERAL	2506.9	2498.3	-0.34%	0.38%
FINANCIAL	2623.7	2636.3	0.48%	-0.56%
SERVICES	1759.7	1716.2	-2.47%	1.35%
INDUSTRY	5575.1	5595.4	0.36%	1.16%

STOCK PRICE INDEX WEIGHTED BY FREE FLOAT MARKET CAPITALIZATION ASE20 (2014=1000)

	1356.7	1352.4	-0.31%	0.63%
--	--------	--------	--------	-------

Total Return Index ASETR (2021=1074)

	1747.6	1759.5	0.68%	7.19%
--	--------	--------	-------	-------

STOCK PRICE INDEX WEIGHTED BY MARKET CAPITALIZATION (1991=1000)

	SUNDAY 27/04/2025	MONDAY 28/04/2025	% CHANGE	
			DAY BEFORE	YTD
GENERAL	4677.9	4686.5	0.19%	1.14%
BANKS	6525.9	6552.0	0.40%	-0.02%
INSURANCE	1460.3	1457.8	-0.17%	5.94%
SERVICES	880.4	881.6	0.13%	2.07%
INDUSTRY	6877.4	6874.5	-0.04%	2.01%

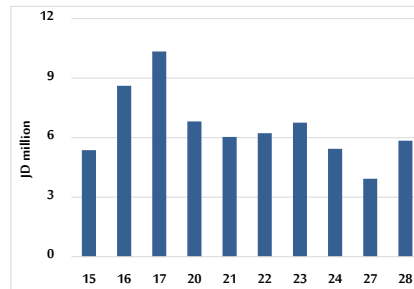
STOCK PRICE MARKET INDEX WEIGHTED BY FREE FLOAT MARKET CAP. (2012=1000)

	SUNDAY 27/04/2025	MONDAY 28/04/2025	% CHANGE	
			DAY BEFORE	YTD
FIRST MARKET	1410.2	1405.7	-0.32%	0.72%
SECOND MARKET	796.3	797.4	0.13%	-4.23%

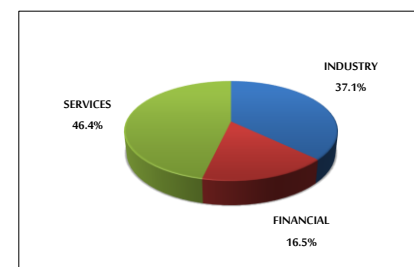
MARKET CAPITALIZATION (JD)

	17,711,692,483	17,741,932,131	0.17%	0.49%
--	----------------	----------------	-------	-------

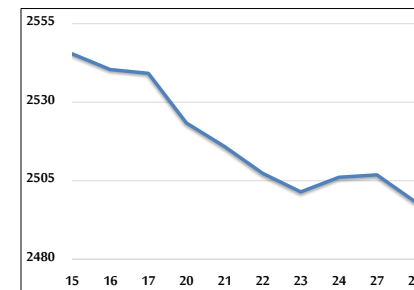
VALUE TRADED FROM 15/4 TO 28/4/2025



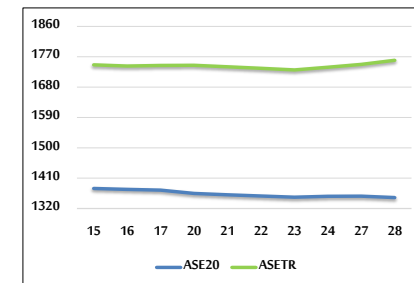
VALUE TRADED BY SECTOR MONDAY 28/4/2025



GENERAL FREE FLOAT PRICE INDEX FROM 15/4 TO 28/4/2025



ASE20 and ASETR FREE FLOAT PRICE INDEX FROM 15/4 TO 28/4/2025



STOCK PRICE INDEX FROM 15/4 TO 28/4/2025

