

### Daily Summary for Amman Stock Exchange

VALUE TRADED (JD)

	2024	2025	NET CHANGE	CHANGE (%)
Daily	3,200,039	10,527,585	7,327,546	228.98%
Cumulative (3/4-7/4)	9,881,549	24,658,324	14,776,775	149.54%
Cumulative (2/1-7/4)	295,255,257	389,903,622	94,648,365	32.06%

NO. OF SHARES TRADED

	2024	2025	NET CHANGE	CHANGE (%)
Daily	2,032,858	3,869,664	1,836,806	90.36%
Cumulative (3/4-7/4)	6,636,336	9,516,651	2,880,315	43.40%
Cumulative (2/1-7/4)	237,327,218	205,426,550	-31,900,668	-13.44%

NO. OF TRANSACTIONS

	2024	2025	NET CHANGE	CHANGE (%)
Daily	1,834	3,049	1,215	66.25%
Cumulative (3/4-7/4)	4,913	7,389	2,476	50.40%
Cumulative (2/1-7/4)	154,646	132,540	-22,106	-14.29%

SOME FINANCIAL RATIOS FOR THE ASE (7/4/2025)

SECTOR	P/E	P/BV	DIVIDEND YIELD (%)	TURNOVER (%)
FINANCIAL	7.179	0.717	6.925	0.054
SERVICES	12.574	1.146	6.047	0.096
INDUSTRY	10.969	1.733	5.615	0.052
OVERALL	8.438	1.006	6.648	0.062

STOCK PRICE INDEX WEIGHTED BY FREE FLOAT MARKET CAPITALIZATION (1999=1000)

	SUNDAY 06/04/2025	MONDAY 07/04/2025	% CHANGE	
			DAY BEFORE	YTD
GENERAL	2545.9	2546.6	0.03%	2.32%
FINANCIAL	2630.8	2620.8	-0.38%	-1.14%
SERVICES	1755.0	1760.8	0.33%	3.98%
INDUSTRY	6010.8	6053.0	0.70%	9.43%

STOCK PRICE INDEX WEIGHTED BY FREE FLOAT MARKET CAPITALIZATION ASE20 (2014=1000)

	1378.2	1378.8	0.05%	2.59%
--	--------	--------	-------	-------

Total Return Index ASETR (2021=1074)

	1717.3	1718.1	0.05%	4.66%
--	--------	--------	-------	-------

STOCK PRICE INDEX WEIGHTED BY MARKET CAPITALIZATION (1991=1000)

	SUNDAY 06/04/2025	MONDAY 07/04/2025	% CHANGE	
			DAY BEFORE	YTD
GENERAL	4889.7	4894.5	0.10%	5.63%
BANKS	6593.4	6554.3	-0.59%	0.02%
INSURANCE	1464.5	1455.7	-0.60%	5.79%
SERVICES	889.6	885.2	-0.49%	2.49%
INDUSTRY	7534.5	7608.7	0.99%	12.90%

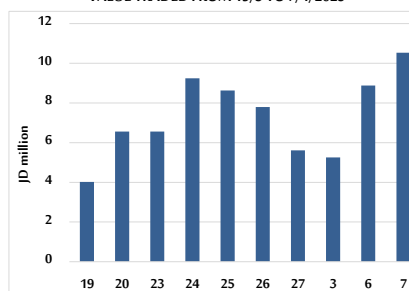
STOCK PRICE MARKET INDEX WEIGHTED BY FREE FLOAT MARKET CAP. (2012=1000)

	SUNDAY 06/04/2025	MONDAY 07/04/2025	% CHANGE	
			DAY BEFORE	YTD
FIRST MARKET	1433.8	1434.2	0.03%	2.76%
SECOND MARKET	788.0	788.6	0.07%	-5.28%

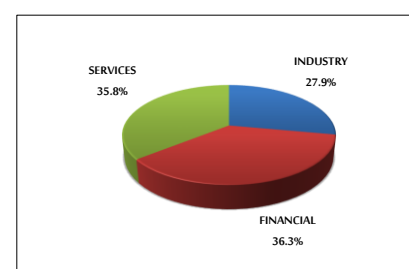
MARKET CAPITALIZATION (JD)

	18,526,752,164	18,540,218,830	0.07%	5.01%
--	----------------	----------------	-------	-------

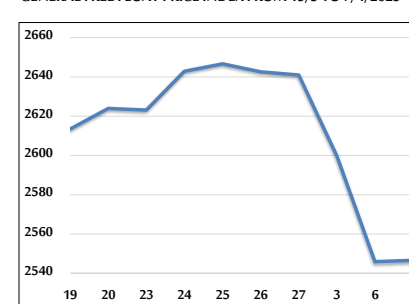
VALUE TRADED FROM 19/3 TO 7/4/2025



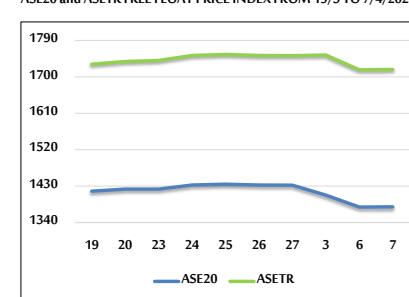
VALUE TRADED BY SECTOR MONDAY 7/4/2025



GENERAL FREE FLOAT PRICE INDEX FROM 19/3 TO 7/4/2025



ASE20 and ASETR FREE FLOAT PRICE INDEX FROM 19/3 TO 7/4/2025



STOCK PRICE INDEX FROM 19/3 TO 7/4/2025

