

Daily Summary for Amman Stock Exchange

VALUE TRADED (JD)

	2024	2025	NET CHANGE	CHANGE (%)
Daily	2,696,709	5,253,847	2,557,138	94.82%
Cumulative (3/4-3/4)	2,696,709	5,253,847	2,557,138	94.82%
Cumulative (2/1-3/4)	288,070,417	370,499,145	82,428,728	28.61%

NO. OF SHARES TRADED

	2024	2025	NET CHANGE	CHANGE (%)
Daily	1,512,196	2,209,787	697,591	46.13%
Cumulative (3/4-3/4)	1,512,196	2,209,787	697,591	46.13%
Cumulative (2/1-3/4)	232,203,078	198,119,686	-34,083,392	-14.68%

NO. OF TRANSACTIONS

	2024	2025	NET CHANGE	CHANGE (%)
Daily	1,507	1,535	28	1.86%
Cumulative (3/4-3/4)	1,507	1,535	28	1.86%
Cumulative (2/1-3/4)	151,240	126,686	-24,554	-16.24%

SOME FINANCIAL RATIOS FOR THE ASE (3/4/2025)

SECTOR	P/E	P/BV	DIVIDEND YIELD (%)	TURNOVER (%)
FINANCIAL	7.322	0.732	6.132	0.031
SERVICES	12.778	1.168	5.920	0.040
INDUSTRY	11.259	1.779	5.539	0.055
OVERALL	8.646	1.030	6.159	0.036

STOCK PRICE INDEX WEIGHTED BY FREE FLOAT MARKET CAPITALIZATION (1999=1000)

	THURSDAY 27/03/2025	THURSDAY 03/04/2025	% CHANGE	
			DAY BEFORE	YTD
GENERAL	2641.0	2599.7	-1.56%	4.46%
FINANCIAL	2737.3	2670.8	-2.43%	0.75%
SERVICES	1788.5	1792.4	0.22%	5.85%
INDUSTRY	6250.9	6211.6	-0.63%	12.30%

STOCK PRICE INDEX WEIGHTED BY FREE FLOAT MARKET CAPITALIZATION ASE20 (2014=1000)

	1432.3	1407.5	-1.73%	4.73%
--	--------	--------	--------	-------

Total Return Index ASETR (2021=1074)

	1752.3	1753.8	0.09%	6.84%
--	--------	--------	-------	-------

STOCK PRICE INDEX WEIGHTED BY MARKET CAPITALIZATION (1991=1000)

	THURSDAY 27/03/2025	THURSDAY 03/04/2025	% CHANGE	
			DAY BEFORE	YTD
GENERAL	5112.3	5016.1	-1.88%	8.26%
BANKS	6979.8	6728.7	-3.60%	2.68%
INSURANCE	1467.4	1469.0	0.11%	6.75%
SERVICES	892.6	896.3	0.42%	3.78%
INDUSTRY	7863.9	7810.4	-0.68%	15.90%

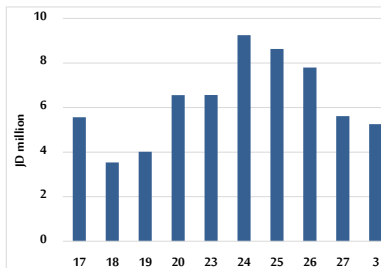
STOCK PRICE MARKET INDEX WEIGHTED BY FREE FLOAT MARKET CAP. (2012=1000)

	THURSDAY 27/03/2025	THURSDAY 03/04/2025	% CHANGE	
			DAY BEFORE	YTD
FIRST MARKET	1487.9	1463.9	-1.61%	4.89%
SECOND MARKET	803.8	801.1	-0.33%	-3.77%

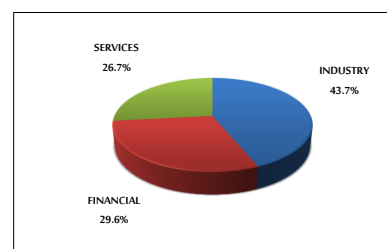
MARKET CAPITALIZATION (JD)

	19,315,102,884	18,975,943,112	-1.76%	7.48%
--	----------------	----------------	--------	-------

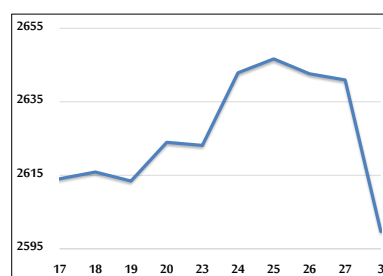
VALUE TRADED FROM 17/3 TO 3/4/2025



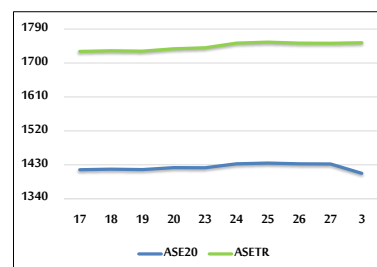
VALUE TRADED BY SECTOR THURSDAY 3/4/2025



GENERAL FREE FLOAT PRICE INDEX FROM 17/3 TO 3/4/2025



ASE20 and ASETR FREE FLOAT PRICE INDEX FROM 17/3 TO 3/4/2025



STOCK PRICE INDEX FROM 17/3 TO 3/4/2025

