

Daily Summary for Amman Stock Exchange

VALUE TRADED (JD)

	2024	2025	NET CHANGE	CHANGE (%)
Daily	8,984,419	3,680,018	-5,304,401	-59.04%
Cumulative (2/3-10/3)	36,604,980	34,649,953	-1,955,027	-5.34%
Cumulative (2/1-10/3)	242,185,188	289,659,775	47,474,587	19.60%

NO. OF SHARES TRADED

	2024	2025	NET CHANGE	CHANGE (%)
Daily	4,690,928	2,305,892	-2,385,036	-50.84%
Cumulative (2/3-10/3)	28,648,030	18,831,755	-9,816,275	-34.27%
Cumulative (2/1-10/3)	199,099,077	156,267,705	-42,831,372	-21.51%

NO. OF TRANSACTIONS

	2024	2025	NET CHANGE	CHANGE (%)
Daily	2,590	1,522	-1,068	-41.24%
Cumulative (2/3-10/3)	18,077	11,115	-6,962	-38.51%
Cumulative (2/1-10/3)	125,773	100,468	-25,305	-20.12%

SOME FINANCIAL RATIOS FOR THE ASE (10/3/2025)

SECTOR	P/E	P/BV	DIVIDEND YIELD (%)	TURNOVER (%)
FINANCIAL	7.617	0.760	5.765	0.033
SERVICES	12.433	1.329	5.337	0.056
INDUSTRY	10.540	1.753	6.434	0.029
OVERALL	8.536	1.052	6.260	0.037

STOCK PRICE INDEX WEIGHTED BY FREE FLOAT MARKET CAPITALIZATION (1999=1000)

	SUNDAY 09/03/2025	MONDAY 10/03/2025	% CHANGE	
			DAY BEFORE	YTD
GENERAL	2612.9	2612.2	-0.03%	4.96%
FINANCIAL	2740.8	2738.9	-0.07%	3.32%
SERVICES	1795.8	1797.4	0.09%	6.15%
INDUSTRY	5866.8	5865.7	-0.02%	6.04%

STOCK PRICE INDEX WEIGHTED BY FREE FLOAT MARKET CAPITALIZATION ASE20 (2014=1000)

	1414.8	1414.7	-0.01%	5.26%
--	--------	--------	--------	-------

Total Return Index ASETR (2021=1074)

	1728.0	1727.8	-0.01%	5.26%
--	--------	--------	--------	-------

STOCK PRICE INDEX WEIGHTED BY MARKET CAPITALIZATION (1991=1000)

	SUNDAY 09/03/2025	MONDAY 10/03/2025	% CHANGE	
			DAY BEFORE	YTD
GENERAL	4965.4	4966.5	0.02%	7.19%
BANKS	7004.0	6987.7	-0.23%	6.63%
INSURANCE	1444.0	1439.3	-0.32%	4.60%
SERVICES	892.2	894.4	0.25%	3.56%
INDUSTRY	7311.2	7330.9	0.27%	8.78%

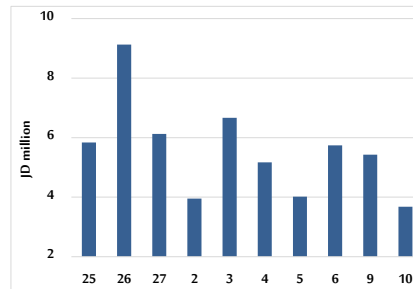
STOCK PRICE MARKET INDEX WEIGHTED BY FREE FLOAT MARKET CAP. (2012=1000)

	SUNDAY 09/03/2025	MONDAY 10/03/2025	% CHANGE	
			DAY BEFORE	YTD
FIRST MARKET	1471.1	1470.7	-0.03%	5.38%
SECOND MARKET	816.2	816.8	0.07%	-1.90%

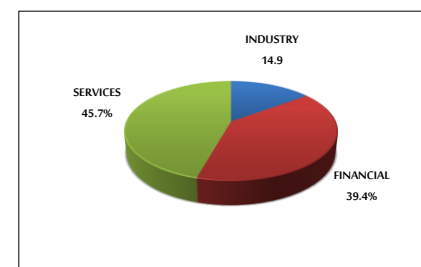
MARKET CAPITALIZATION (JD)

	18,788,008,015	18,791,723,396	0.02%	6.43%
--	----------------	----------------	-------	-------

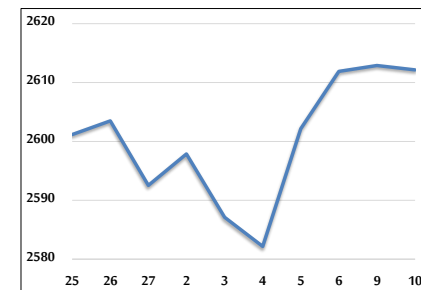
VALUE TRADED FROM 25/2 TO 10/3/2025



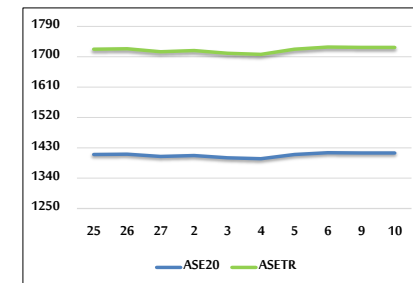
VALUE TRADED BY SECTOR MONDAY 10/3/2025



GENERAL FREE FLOAT PRICE INDEX FROM 25/2 TO 10/3/2025



ASE20 and ASETR FREE FLOAT PRICE INDEX FROM 25/2 TO 10/3/2025



STOCK PRICE INDEX FROM 25/2 TO 10/3/2025

