

Daily Summary for Amman Stock Exchange

VALUE TRADED (JD)

	2024	2025	NET CHANGE	CHANGE (%)
Daily	4,100,734	5,171,601	1,070,867	26.11%
Cumulative (2/3-4/3)	12,486,094	15,787,589	3,301,495	26.44%
Cumulative (2/1-4/3)	218,066,302	270,797,411	52,731,109	24.18%

NO. OF SHARES TRADED

	2024	2025	NET CHANGE	CHANGE (%)
Daily	3,996,079	2,082,695	-1,913,384	-47.88%
Cumulative (2/3-4/3)	12,183,833	9,058,459	-3,125,374	-25.65%
Cumulative (2/1-4/3)	182,634,880	146,494,409	-36,140,471	-19.79%

NO. OF TRANSACTIONS

	2024	2025	NET CHANGE	CHANGE (%)
Daily	2,704	1,615	-1,089	-40.27%
Cumulative (2/3-4/3)	7,684	4,686	-2,998	-39.02%
Cumulative (2/1-4/3)	115,380	94,039	-21,341	-18.50%

SOME FINANCIAL RATIOS FOR THE ASE (4/3/2025)

SECTOR	P/E	P/BV	DIVIDEND YIELD (%)	TURNOVER (%)
FINANCIAL	7.625	0.760	5.404	0.018
SERVICES	12.343	1.325	5.799	0.099
INDUSTRY	10.247	1.704	6.621	0.009
OVERALL	8.421	1.038	6.201	0.033

STOCK PRICE INDEX WEIGHTED BY FREE FLOAT MARKET CAPITALIZATION (1999=1000)

	MONDAY 03/03/2025	TUESDAY 04/03/2025	% CHANGE	
			DAY BEFORE	YTD
GENERAL	2587.1	2582.2	-0.19%	3.75%
FINANCIAL	2727.0	2725.3	-0.06%	2.80%
SERVICES	1766.1	1767.3	0.07%	4.37%
INDUSTRY	5812.9	5754.9	-1.00%	4.04%

STOCK PRICE INDEX WEIGHTED BY FREE FLOAT MARKET CAPITALIZATION ASE20 (2014=1000)

	1400.3	1397.7	-0.19%	4.00%
--	--------	--------	--------	-------

Total Return Index ASETR (2021=1074)

	1710.3	1707.1	-0.19%	4.00%
--	--------	--------	--------	-------

STOCK PRICE INDEX WEIGHTED BY MARKET CAPITALIZATION (1991=1000)

	MONDAY 03/03/2025	TUESDAY 04/03/2025	% CHANGE	
			DAY BEFORE	YTD
GENERAL	4930.4	4900.3	-0.61%	5.76%
BANKS	6982.7	6977.5	-0.07%	6.47%
INSURANCE	1433.0	1447.1	0.98%	5.17%
SERVICES	894.0	893.3	-0.08%	3.43%
INDUSTRY	7209.2	7107.8	-1.41%	5.47%

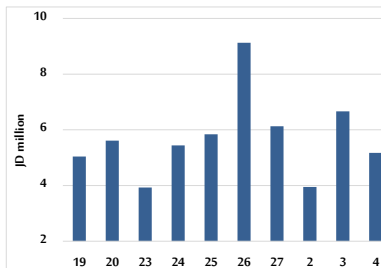
STOCK PRICE MARKET INDEX WEIGHTED BY FREE FLOAT MARKET CAP. (2012=1000)

	MONDAY 03/03/2025	TUESDAY 04/03/2025	% CHANGE	
			DAY BEFORE	YTD
FIRST MARKET	1456.0	1453.4	-0.18%	4.14%
SECOND MARKET	815.7	812.8	-0.35%	-2.37%

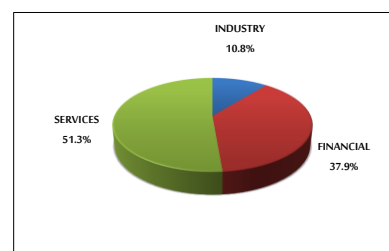
MARKET CAPITALIZATION (JD)

	18,680,012,280	18,568,400,031	-0.60%	5.17%
--	----------------	----------------	--------	-------

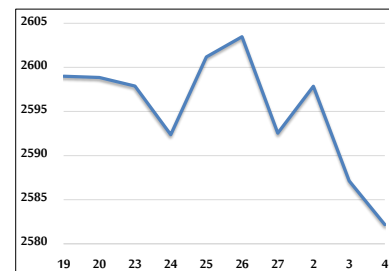
VALUE TRADED FROM 19/2 TO 4/3/2025



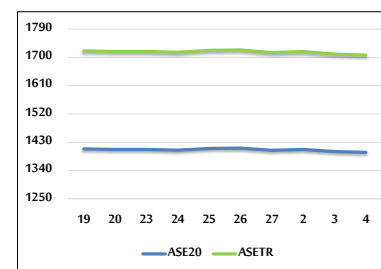
VALUE TRADED BY SECTOR TUESDAY 4/3/2025



GENERAL FREE FLOAT PRICE INDEX FROM 19/2 TO 4/3/2025



ASE20 and ASETR FREE FLOAT PRICE INDEX FROM 19/2 TO 4/3/2025



STOCK PRICE INDEX FROM 19/2 TO 4/3/2025

