

Daily Summary for Amman Stock Exchange

VALUE TRADED (JD)

	2024	2025	NET CHANGE	CHANGE (%)
Daily	4,058,767	6,665,618	2,606,851	64.23%
Cumulative (2/3-3/3)	8,385,360	10,615,988	2,230,628	26.60%
Cumulative (2/1-3/3)	213,965,568	265,625,810	51,660,242	24.14%

NO. OF SHARES TRADED

	2024	2025	NET CHANGE	CHANGE (%)
Daily	2,997,876	4,505,060	1,507,184	50.28%
Cumulative (2/3-3/3)	8,187,754	6,975,764	-1,211,990	-14.80%
Cumulative (2/1-3/3)	178,638,801	144,411,714	-34,227,087	-19.16%

NO. OF TRANSACTIONS

	2024	2025	NET CHANGE	CHANGE (%)
Daily	2,593	1,529	-1,064	-41.03%
Cumulative (2/3-3/3)	4,980	3,071	-1,909	-38.33%
Cumulative (2/1-3/3)	112,676	92,424	-20,252	-17.97%

SOME FINANCIAL RATIOS FOR THE ASE (3/3/2025)

SECTOR	P/E	P/BV	DIVIDEND YIELD (%)	TURNOVER (%)
FINANCIAL	7.628	0.761	5.410	0.040
SERVICES	12.357	1.326	5.792	0.125
INDUSTRY	10.405	1.731	6.521	0.154
OVERALL	8.473	1.044	6.168	0.072

STOCK PRICE INDEX WEIGHTED BY FREE FLOAT MARKET CAPITALIZATION (1999=1000)

	SUNDAY 02/03/2025	MONDAY 03/03/2025	% CHANGE	
			DAY BEFORE	YTD
GENERAL	2597.9	2587.1	-0.41%	3.95%
FINANCIAL	2735.1	2727.0	-0.30%	2.87%
SERVICES	1771.3	1766.1	-0.29%	4.30%
INDUSTRY	5853.8	5812.9	-0.70%	5.09%

STOCK PRICE INDEX WEIGHTED BY FREE FLOAT MARKET CAPITALIZATION ASE20 (2014=1000)

	1406.9	1400.3	-0.47%	4.19%
--	--------	--------	--------	-------

Total Return Index ASETR (2021=1074)

	1718.3	1710.3	-0.47%	4.19%
--	--------	--------	--------	-------

STOCK PRICE INDEX WEIGHTED BY MARKET CAPITALIZATION (1991=1000)

	SUNDAY 02/03/2025	MONDAY 03/03/2025	% CHANGE	
			DAY BEFORE	YTD
GENERAL	4963.4	4930.4	-0.67%	6.41%
BANKS	7006.9	6982.7	-0.35%	6.55%
INSURANCE	1415.7	1433.0	1.22%	4.14%
SERVICES	896.3	894.0	-0.25%	3.51%
INDUSTRY	7293.4	7209.2	-1.15%	6.98%

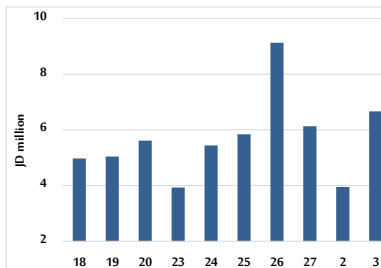
STOCK PRICE MARKET INDEX WEIGHTED BY FREE FLOAT MARKET CAP. (2012=1000)

	SUNDAY 02/03/2025	MONDAY 03/03/2025	% CHANGE	
			DAY BEFORE	YTD
FIRST MARKET	1462.2	1456.0	-0.42%	4.32%
SECOND MARKET	818.2	815.7	-0.32%	-2.03%

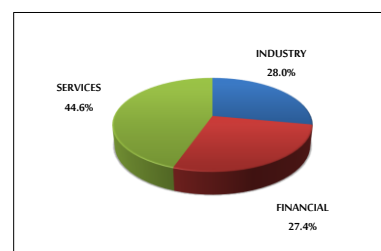
MARKET CAPITALIZATION (JD)

	18,793,311,467	18,680,012,280	-0.60%	5.80%
--	----------------	----------------	--------	-------

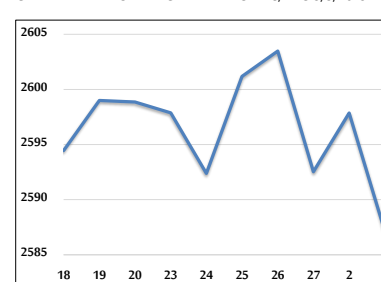
VALUE TRADED FROM 18/2 TO 3/3/2025



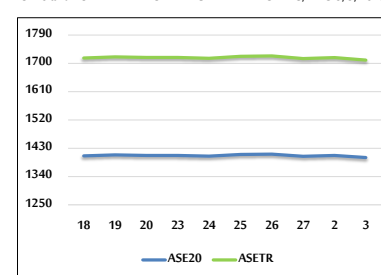
VALUE TRADED BY SECTOR MONDAY 3/3/2025



GENERAL FREE FLOAT PRICE INDEX FROM 18/2 TO 3/3/2025



ASE20 and ASETR FREE FLOAT PRICE INDEX FROM 18/2 TO 3/3/2025



STOCK PRICE INDEX FROM 18/2 TO 3/3/2025

