

## Daily Summary for Amman Stock Exchange

### VALUE TRADED (JD)

	2024	2025	NET CHANGE	CHANGE (%)
Daily	4,326,593	3,950,370	-376,223	-8.70%
Cumulative (2/3-2/3)	4,326,593	3,950,370	-376,223	-8.70%
Cumulative (2/1-2/3)	209,906,801	258,960,192	49,053,391	23.37%

### NO. OF SHARES TRADED

	2024	2025	NET CHANGE	CHANGE (%)
Daily	5,189,878	2,470,704	-2,719,174	-52.39%
Cumulative (2/3-2/3)	5,189,878	2,470,704	-2,719,174	-52.39%
Cumulative (2/1-2/3)	175,640,925	139,906,654	-35,734,271	-20.35%

### NO. OF TRANSACTIONS

	2024	2025	NET CHANGE	CHANGE (%)
Daily	2,387	1,542	-845	-35.40%
Cumulative (2/3-2/3)	2,387	1,542	-845	-35.40%
Cumulative (2/1-2/3)	110,083	90,895	-19,188	-17.43%

### SOME FINANCIAL RATIOS FOR THE ASE (2/3/2025)

SECTOR	P/E	P/BV	DIVIDEND YIELD (%)	TURNOVER (%)
FINANCIAL	7.655	0.764	5.487	0.026
SERVICES	12.384	1.329	5.779	0.098
INDUSTRY	10.527	1.751	6.445	0.018
OVERALL	8.529	1.052	6.161	0.040

### STOCK PRICE INDEX WEIGHTED BY FREE FLOAT MARKET CAPITALIZATION (1999=1000)

	THURSDAY 27/02/2025	SUNDAY 02/03/2025	% CHANGE	
			DAY BEFORE	YTD
GENERAL	2592.5	2597.9	0.21%	4.38%
FINANCIAL	2731.6	2735.1	0.13%	3.17%
SERVICES	1768.0	1771.3	0.18%	4.60%
INDUSTRY	5833.6	5853.8	0.35%	5.83%

### STOCK PRICE INDEX WEIGHTED BY FREE FLOAT MARKET CAPITALIZATION ASE20 (2014=1000)

	1404.2	1406.9	0.19%	4.68%
--	--------	--------	-------	-------

### Total Return Index ASETR (2021=1074)

	1715.0	1718.3	0.19%	4.68%
--	--------	--------	-------	-------

### STOCK PRICE INDEX WEIGHTED BY MARKET CAPITALIZATION (1991=1000)

	THURSDAY 27/02/2025	SUNDAY 02/03/2025	% CHANGE	
			DAY BEFORE	YTD
GENERAL	4948.8	4963.4	0.30%	7.12%
BANKS	6983.1	7006.9	0.34%	6.92%
INSURANCE	1413.3	1415.7	0.17%	2.88%
SERVICES	894.4	896.3	0.21%	3.78%
INDUSTRY	7274.2	7293.4	0.26%	8.23%

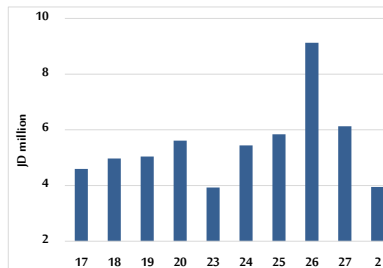
### STOCK PRICE MARKET INDEX WEIGHTED BY FREE FLOAT MARKET CAP. (2012=1000)

	THURSDAY 27/02/2025	SUNDAY 02/03/2025	% CHANGE	
			DAY BEFORE	YTD
FIRST MARKET	1459.4	1462.2	0.19%	4.77%
SECOND MARKET	815.3	818.2	0.36%	-1.72%

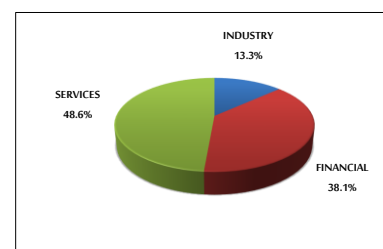
### MARKET CAPITALIZATION (JD)

	18,741,522,097	18,793,311,467	0.28%	6.44%
--	----------------	----------------	-------	-------

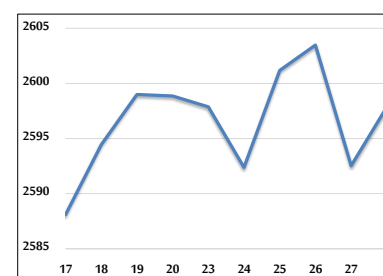
### VALUE TRADED FROM 17/2 TO 2/3/2025



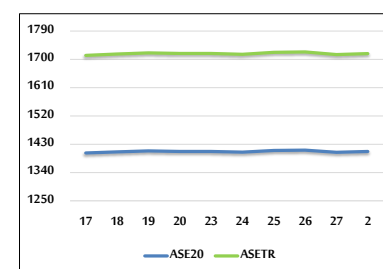
### VALUE TRADED BY SECTOR SUNDAY 2/3/2025



### GENERAL FREE FLOAT PRICE INDEX FROM 17/2 TO 2/3/2025



### ASE20 and ASETR FREE FLOAT PRICE INDEX FROM 17/2 TO 2/3/2025



### STOCK PRICE INDEX FROM 17/2 TO 2/3/2025

