

### Daily Summary for Amman Stock Exchange

VALUE TRADED (JD)

	2024	2025	NET CHANGE	CHANGE (%)
Daily	2,874,626	4,967,788	2,093,162	72.82%
Cumulative (2/2-18/2)	68,852,977	72,192,158	3,339,181	4.85%
Cumulative (2/1-18/2)	175,095,150	213,905,805	38,810,655	22.17%

NO. OF SHARES TRADED

	2024	2025	NET CHANGE	CHANGE (%)
Daily	2,757,481	3,146,976	389,495	14.13%
Cumulative (2/2-18/2)	50,475,887	39,378,961	-11,096,926	-21.98%
Cumulative (2/1-18/2)	143,608,878	113,791,487	-29,817,391	-20.76%

NO. OF TRANSACTIONS

	2024	2025	NET CHANGE	CHANGE (%)
Daily	2,382	2,110	-272	-11.42%
Cumulative (2/2-18/2)	28,450	27,962	-488	-1.72%
Cumulative (2/1-18/2)	87,922	75,502	-12,420	-14.13%

SOME FINANCIAL RATIOS FOR THE ASE (18/2/2025)

SECTOR	P/E	P/BV	DIVIDEND YIELD (%)	TURNOVER (%)
FINANCIAL	7.579	0.770	6.151	0.039
SERVICES	12.311	1.323	5.724	0.095
INDUSTRY	10.693	1.781	6.333	0.038
OVERALL	8.533	1.067	6.453	0.051

STOCK PRICE INDEX WEIGHTED BY FREE FLOAT MARKET CAPITALIZATION (1999=1000)

	MONDAY 17/02/2025	TUESDAY 18/02/2025	% CHANGE	
			DAY BEFORE	YTD
GENERAL	2588.1	2594.5	0.25%	4.25%
FINANCIAL	2717.1	2726.5	0.35%	2.85%
SERVICES	1759.8	1762.4	0.15%	4.08%
INDUSTRY	5925.7	5919.7	-0.10%	7.02%

STOCK PRICE INDEX WEIGHTED BY FREE FLOAT MARKET CAPITALIZATION ASE20 (2014=1000)

	1402.1	1405.6	0.25%	4.58%
--	--------	--------	-------	-------

Total Return Index ASETR (2021=1074)

	1712.5	1716.7	0.25%	4.58%
--	--------	--------	-------	-------

STOCK PRICE INDEX WEIGHTED BY MARKET CAPITALIZATION (1991=1000)

	MONDAY 17/02/2025	TUESDAY 18/02/2025	% CHANGE	
			DAY BEFORE	YTD
GENERAL	4961.3	4965.4	0.08%	7.16%
BANKS	6908.8	6931.5	0.33%	5.77%
INSURANCE	1406.1	1400.8	-0.38%	1.80%
SERVICES	887.3	888.6	0.15%	2.89%
INDUSTRY	7425.5	7410.6	-0.20%	9.96%

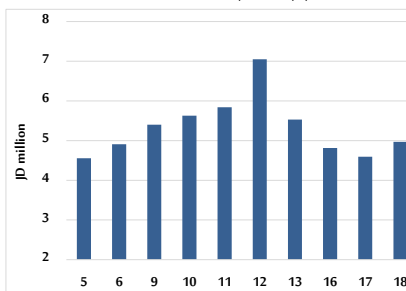
STOCK PRICE MARKET INDEX WEIGHTED BY FREE FLOAT MARKET CAP. (2012=1000)

	MONDAY 17/02/2025	TUESDAY 18/02/2025	% CHANGE	
			DAY BEFORE	YTD
FIRST MARKET	1456.8	1460.2	0.24%	4.63%
SECOND MARKET	809.2	812.4	0.38%	-2.43%

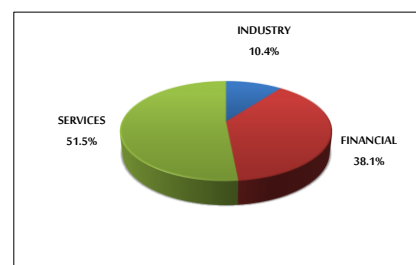
MARKET CAPITALIZATION (JD)

	18,789,401,806	18,804,457,351	0.08%	6.51%
--	----------------	----------------	-------	-------

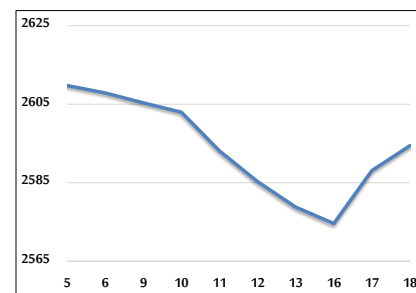
VALUE TRADED FROM 5/2 TO 18/2/2025



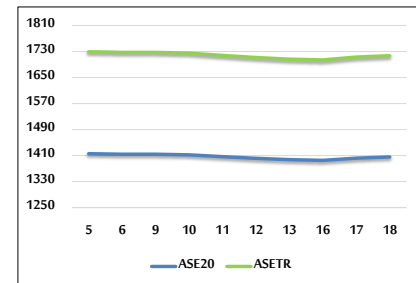
VALUE TRADED BY SECTOR TUESDAY 18/2/2025



GENERAL FREE FLOAT PRICE INDEX FROM 5/2 TO 18/2/2025



ASE20 and ASETR FREE FLOAT PRICE INDEX FROM 5/2 TO 18/2/2025



STOCK PRICE INDEX FROM 5/2 TO 18/2/2025

