

Daily Summary for Amman Stock Exchange

VALUE TRADED (JD)

	2024	2025	NET CHANGE	CHANGE (%)
Daily	2,636,668	4,593,570	1,956,902	74.22%
Cumulative (2/2-17/2)	65,978,351	67,224,370	1,246,019	1.89%
Cumulative (2/1-17/2)	172,220,524	208,938,017	36,717,493	21.32%

NO. OF SHARES TRADED

	2024	2025	NET CHANGE	CHANGE (%)
Daily	2,395,644	2,554,670	159,026	6.64%
Cumulative (2/2-17/2)	47,718,406	36,231,985	-11,486,421	-24.07%
Cumulative (2/1-17/2)	140,851,397	110,644,511	-30,206,886	-21.45%

NO. OF TRANSACTIONS

	2024	2025	NET CHANGE	CHANGE (%)
Daily	2,107	1,962	-145	-6.88%
Cumulative (2/2-17/2)	26,068	25,852	-216	-0.83%
Cumulative (2/1-17/2)	85,540	73,392	-12,148	-14.20%

SOME FINANCIAL RATIOS FOR THE ASE (17/2/2025)

SECTOR	P/E	P/BV	DIVIDEND YIELD (%)	TURNOVER (%)
FINANCIAL	7.528	0.767	6.158	0.035
SERVICES	12.297	1.322	5.731	0.057
INDUSTRY	10.716	1.785	6.319	0.049
OVERALL	8.526	1.066	6.449	0.041

STOCK PRICE INDEX WEIGHTED BY FREE FLOAT MARKET CAPITALIZATION (1999=1000)

	SUNDAY 16/02/2025	MONDAY 17/02/2025	% CHANGE	
			DAY BEFORE	YTD
GENERAL	2574.6	2588.1	0.52%	3.99%
FINANCIAL	2700.8	2717.1	0.60%	2.49%
SERVICES	1755.8	1759.8	0.23%	3.92%
INDUSTRY	5895.3	5925.7	0.52%	7.13%

STOCK PRICE INDEX WEIGHTED BY FREE FLOAT MARKET CAPITALIZATION ASE20 (2014=1000)

	1395.1	1402.1	0.50%	4.32%
--	--------	--------	-------	-------

Total Return Index ASETR (2021=1074)

	1704.0	1712.5	0.50%	4.32%
--	--------	--------	-------	-------

STOCK PRICE INDEX WEIGHTED BY MARKET CAPITALIZATION (1991=1000)

	SUNDAY 16/02/2025	MONDAY 17/02/2025	% CHANGE	
			DAY BEFORE	YTD
GENERAL	4931.2	4961.3	0.61%	7.07%
BANKS	6861.1	6908.8	0.69%	5.42%
INSURANCE	1400.5	1406.1	0.40%	2.18%
SERVICES	882.1	887.3	0.58%	2.73%
INDUSTRY	7386.6	7425.5	0.53%	10.19%

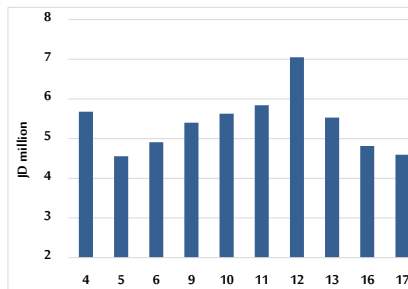
STOCK PRICE MARKET INDEX WEIGHTED BY FREE FLOAT MARKET CAP. (2012=1000)

	SUNDAY 16/02/2025	MONDAY 17/02/2025	% CHANGE	
			DAY BEFORE	YTD
FIRST MARKET	1448.9	1456.8	0.55%	4.38%
SECOND MARKET	806.4	809.2	0.35%	-2.80%

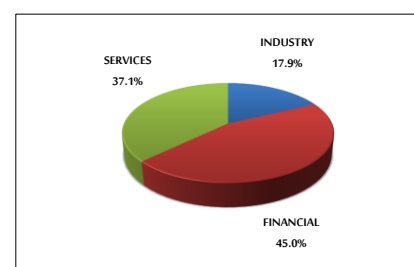
MARKET CAPITALIZATION (JD)

	18,679,730,179	18,789,401,806	0.59%	6.42%
--	----------------	----------------	-------	-------

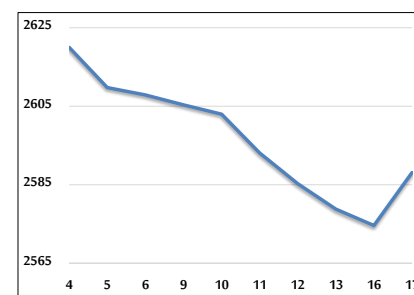
VALUE TRADED FROM 4/2 TO 17/2/2025



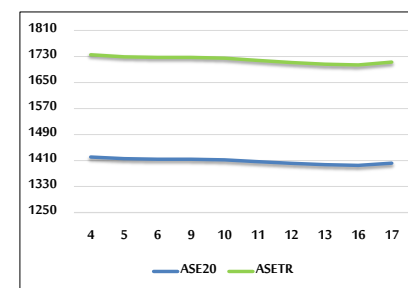
VALUE TRADED BY SECTOR MONDAY 17/2/2025



GENERAL FREE FLOAT PRICE INDEX FROM 4/2 TO 17/2/2025



ASE20 and ASETR FREE FLOAT PRICE INDEX FROM 4/2 TO 17/2/2025



STOCK PRICE INDEX FROM 4/2 TO 17/2/2025

