

Daily Summary for Amman Stock Exchange

VALUE TRADED (JD)

	2024	2025	NET CHANGE	CHANGE (%)
Daily	3,866,427	6,123,741	2,257,314	58.38%
Cumulative (2/1-15/1)	43,369,481	85,121,416	41,751,935	96.27%
Cumulative (2/1-15/1)	43,369,481	85,121,416	41,751,935	96.27%

NO. OF SHARES TRADED

	2024	2025	NET CHANGE	CHANGE (%)
Daily	4,122,215	3,055,559	-1,066,656	-25.88%
Cumulative (2/1-15/1)	39,281,003	43,442,228	4,161,225	10.59%
Cumulative (2/1-15/1)	39,281,003	43,442,228	4,161,225	10.59%

NO. OF TRANSACTIONS

	2024	2025	NET CHANGE	CHANGE (%)
Daily	2,275	2,425	150	6.59%
Cumulative (2/1-15/1)	27,464	24,959	-2,505	-9.12%
Cumulative (2/1-15/1)	27,464	24,959	-2,505	-9.12%

SOME FINANCIAL RATIOS FOR THE ASE (15/1/2025)

SECTOR	P/E	P/BV	DIVIDEND YIELD (%)	TURNOVER (%)
FINANCIAL	8.653	0.796	5.596	0.027
SERVICES	13.348	1.330	5.832	0.090
INDUSTRY	11.082	1.840	6.130	0.094
OVERALL	9.384	1.109	6.114	0.049

STOCK PRICE INDEX WEIGHTED BY FREE FLOAT MARKET CAPITALIZATION (1999=1000)

	TUESDAY 14/01/2025	WEDNESDAY 15/01/2025	% CHANGE	
			DAY BEFORE	YTD
GENERAL	2600.6	2612.9	0.48%	4.99%
FINANCIAL	2733.5	2749.7	0.59%	3.72%
SERVICES	1760.3	1764.0	0.21%	4.18%
INDUSTRY	6034.0	6048.0	0.23%	9.34%

STOCK PRICE INDEX WEIGHTED BY FREE FLOAT MARKET CAPITALIZATION ASE20 (2014=1000)

	1407.5	1415.6	0.58%	5.33%
--	--------	--------	-------	-------

Total Return Index ASETR (2021=1074)

	1719.1	1729.0	0.58%	5.33%
--	--------	--------	-------	-------

STOCK PRICE INDEX WEIGHTED BY MARKET CAPITALIZATION (1991=1000)

	TUESDAY 14/01/2025	WEDNESDAY 15/01/2025	% CHANGE	
			DAY BEFORE	YTD
GENERAL	4977.3	5009.6	0.65%	8.12%
BANKS	6808.5	6874.5	0.97%	4.90%
INSURANCE	1387.4	1380.3	-0.51%	0.31%
SERVICES	890.5	892.3	0.21%	3.32%
INDUSTRY	7602.1	7634.5	0.43%	13.29%

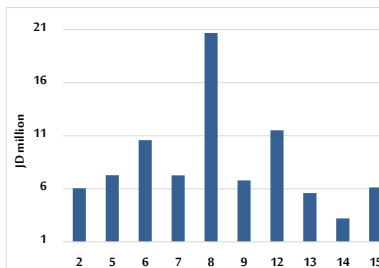
STOCK PRICE MARKET INDEX WEIGHTED BY FREE FLOAT MARKET CAP. (2012=1000)

	TUESDAY 14/01/2025	WEDNESDAY 15/01/2025	% CHANGE	
			DAY BEFORE	YTD
FIRST MARKET	1461.8	1469.7	0.55%	5.31%
SECOND MARKET	835.4	831.7	-0.44%	-0.10%

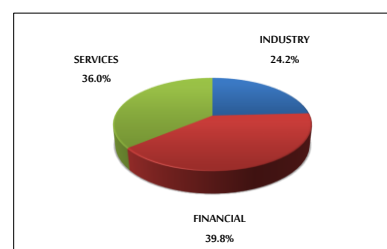
MARKET CAPITALIZATION (JD)

	18,877,604,173	18,991,182,956	0.60%	7.56%
--	----------------	----------------	-------	-------

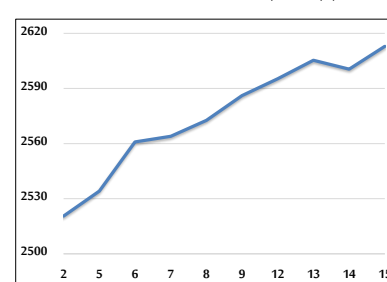
VALUE TRADED FROM 2/1 TO 15/1/2025



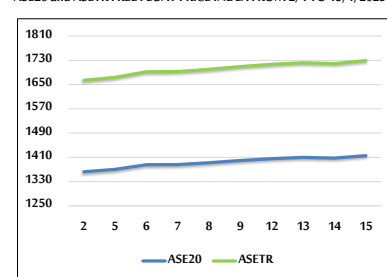
VALUE TRADED BY SECTOR WEDNESDAY 15/1/2025



GENERAL FREE FLOAT PRICE INDEX FROM 2/1 TO 15/1/2025



ASE20 and ASETR FREE FLOAT PRICE INDEX FROM 2/1 TO 15/1/2025



STOCK PRICE INDEX FROM 2/1 TO 15/1/2025

