

Daily Summary for Amman Stock Exchange

VALUE TRADED (JD)

	2024	2025	NET CHANGE	CHANGE (%)
Daily	4,348,259	7,284,072	2,935,813	67.52%
Cumulative (2/1-5/1)	8,370,723	13,327,296	4,956,573	59.21%
Cumulative (2/1-5/1)	8,370,723	13,327,296	4,956,573	59.21%

NO. OF SHARES TRADED

	2024	2025	NET CHANGE	CHANGE (%)
Daily	4,242,021	3,181,069	-1,060,952	-25.01%
Cumulative (2/1-5/1)	7,830,263	6,694,480	-1,135,783	-14.51%
Cumulative (2/1-5/1)	7,830,263	6,694,480	-1,135,783	-14.51%

NO. OF TRANSACTIONS

	2024	2025	NET CHANGE	CHANGE (%)
Daily	2,779	2,507	-272	-9.79%
Cumulative (2/1-5/1)	5,248	4,578	-670	-12.77%
Cumulative (2/1-5/1)	5,248	4,578	-670	-12.77%

SOME FINANCIAL RATIOS FOR THE ASE (5/1/2025)

SECTOR	P/E	P/BV	DIVIDEND YIELD (%)	TURNOVER (%)
FINANCIAL	8.448	0.782	5.703	0.035
SERVICES	13.017	1.297	5.980	0.069
INDUSTRY	9.858	1.637	6.891	0.103
OVERALL	8.843	1.045	6.488	0.051

STOCK PRICE INDEX WEIGHTED BY FREE FLOAT MARKET CAPITALIZATION (1999=1000)

	THURSDAY 02/01/2025	SUNDAY 05/01/2025	% CHANGE	
			DAY BEFORE	YTD
GENERAL	2520.6	2534.1	0.54%	1.82%
FINANCIAL	2696.2	2705.0	0.33%	2.04%
SERVICES	1702.4	1716.3	0.81%	1.36%
INDUSTRY	5552.5	5590.7	0.69%	1.07%

STOCK PRICE INDEX WEIGHTED BY FREE FLOAT MARKET CAPITALIZATION ASE20 (2014=1000)

	1362.5	1370.3	0.57%	1.95%
--	--------	--------	-------	-------

Total Return Index ASETR (2021=1074)

	1664.1	1673.6	0.57%	1.95%
--	--------	--------	-------	-------

STOCK PRICE INDEX WEIGHTED BY MARKET CAPITALIZATION (1991=1000)

	THURSDAY 02/01/2025	SUNDAY 05/01/2025	% CHANGE	
			DAY BEFORE	YTD
GENERAL	4690.3	4721.0	0.66%	1.89%
BANKS	6703.2	6744.6	0.62%	2.92%
INSURANCE	1378.4	1378.0	-0.04%	0.14%
SERVICES	866.8	873.0	0.71%	1.08%
INDUSTRY	6755.7	6802.9	0.70%	0.95%

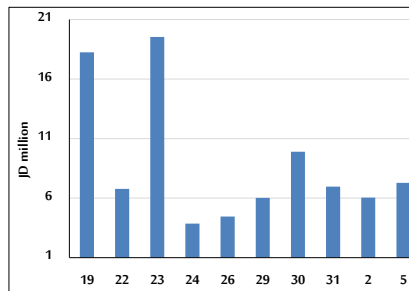
STOCK PRICE MARKET INDEX WEIGHTED BY FREE FLOAT MARKET CAP. (2012=1000)

	THURSDAY 02/01/2025	SUNDAY 05/01/2025	% CHANGE	
			DAY BEFORE	YTD
FIRST MARKET	1414.1	1421.9	0.55%	1.88%
SECOND MARKET	836.0	838.5	0.30%	0.71%

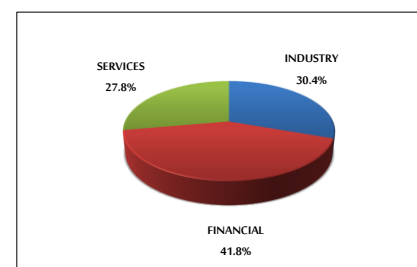
MARKET CAPITALIZATION (JD)

	17,856,390,041	17,963,050,230	0.60%	1.74%
--	----------------	----------------	-------	-------

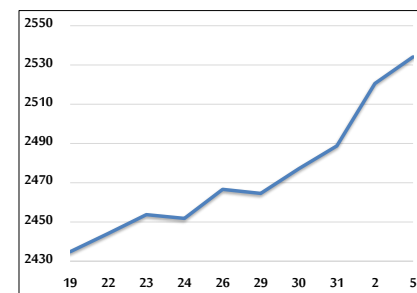
VALUE TRADED FROM 19/12/2024 TO 5/1/2025



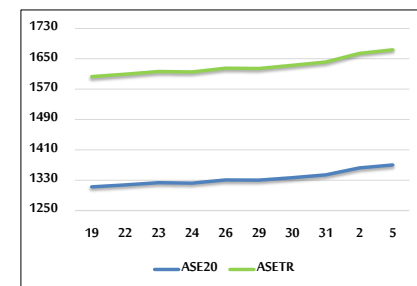
VALUE TRADED BY SECTOR SUNDAY 5/1/2025



GENERAL FREE FLOAT PRICE INDEX FROM 19/12/2024 TO 5/1/2025



ASE20 and ASETR FREE FLOAT PRICE INDEX FROM 19/12/2024 TO 5/1/2025



STOCK PRICE INDEX FROM 19/12/2024 TO 5/1/2025

