

Daily Summary for Amman Stock Exchange

VALUE TRADED (JD)

	2024	2025	NET CHANGE	CHANGE (%)
Daily	4,022,464	6,043,224	2,020,760	50.24%
Cumulative (2/1-2/1)	4,022,464	6,043,224	2,020,760	50.24%
Cumulative (2/1-2/1)	4,022,464	6,043,224	2,020,760	50.24%

NO. OF SHARES TRADED

	2024	2025	NET CHANGE	CHANGE (%)
Daily	3,588,242	3,513,411	-74,831	-2.09%
Cumulative (2/1-2/1)	3,588,242	3,513,411	-74,831	-2.09%
Cumulative (2/1-2/1)	3,588,242	3,513,411	-74,831	-2.09%

NO. OF TRANSACTIONS

	2024	2025	NET CHANGE	CHANGE (%)
Daily	2,469	2,071	-398	-16.12%
Cumulative (2/1-2/1)	2,469	2,071	-398	-16.12%
Cumulative (2/1-2/1)	2,469	2,071	-398	-16.12%

SOME FINANCIAL RATIOS FOR THE ASE (2/1/2025)

SECTOR	P/E	P/BV	DIVIDEND YIELD (%)	TURNOVER (%)
FINANCIAL	8.399	0.777	5.736	0.030
SERVICES	12.954	1.291	6.009	0.157
INDUSTRY	9.787	1.625	6.941	0.032
OVERALL	8.786	1.038	6.530	0.056

STOCK PRICE INDEX WEIGHTED BY FREE FLOAT MARKET CAPITALIZATION (1999=1000)

	TUESDAY 31/12/2024	THURSDAY 02/01/2025	% CHANGE	
			DAY BEFORE	YTD
GENERAL	2488.8	2520.6	1.28%	1.28%
FINANCIAL	2651.0	2696.2	1.71%	1.71%
SERVICES	1693.3	1702.4	0.54%	0.54%
INDUSTRY	5531.3	5552.5	0.38%	0.38%

STOCK PRICE INDEX WEIGHTED BY FREE FLOAT MARKET CAPITALIZATION ASE20 (2014=1000)

	1344.0	1362.5	1.38%	1.38%
--	--------	--------	-------	-------

Total Return Index ASETR (2021=1074)

	1641.5	1664.1	1.38%	1.38%
--	--------	--------	-------	-------

STOCK PRICE INDEX WEIGHTED BY MARKET CAPITALIZATION (1991=1000)

	TUESDAY 31/12/2024	THURSDAY 02/01/2025	% CHANGE	
			DAY BEFORE	YTD
GENERAL	4633.6	4690.3	1.22%	1.22%
BANKS	6553.3	6703.2	2.29%	2.29%
INSURANCE	1376.0	1378.4	0.17%	0.17%
SERVICES	863.7	866.8	0.37%	0.37%
INDUSTRY	6739.1	6755.7	0.25%	0.25%

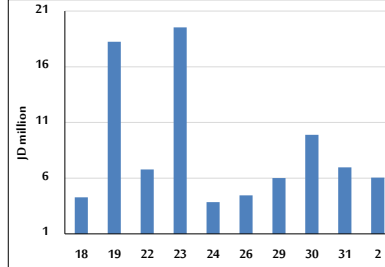
STOCK PRICE MARKET INDEX WEIGHTED BY FREE FLOAT MARKET CAP. (2012=1000)

	TUESDAY 31/12/2024	THURSDAY 02/01/2025	% CHANGE	
			DAY BEFORE	YTD
FIRST MARKET	1395.6	1414.1	1.33%	1.33%
SECOND MARKET	832.6	836.0	0.41%	0.41%

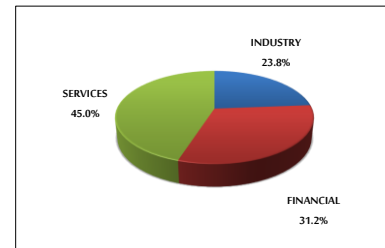
MARKET CAPITALIZATION (JD)

	17,655,891,623	17,856,390,041	1.14%	1.14%
--	----------------	----------------	-------	-------

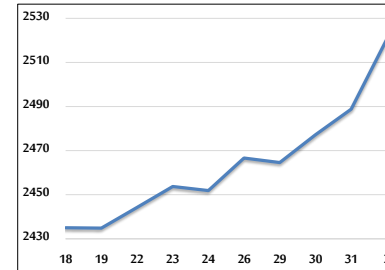
VALUE TRADED FROM 18/12/2024 TO 2/1/2025



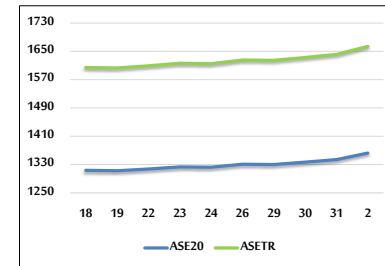
VALUE TRADED BY SECTOR THURSDAY 2/1/2025



GENERAL FREE FLOAT PRICE INDEX FROM 18/12/2024 TO 2/1/2025



ASE20 and ASETR FREE FLOAT PRICE INDEX FROM 18/12/2024 TO 2/1/2025



STOCK PRICE INDEX FROM 18/12/2024 TO 2/1/2025

