

Daily Summary for Amman Stock Exchange

VALUE TRADED (JD)

	2023	2024	NET CHANGE	CHANGE (%)
Daily	-	9,894,745	-	-
Cumulative (1/12-30/12)	92,027,904	125,927,199	33,899,295	36.84%
Cumulative (2/1-30/12)	1,449,590,289	1,192,257,668	-257,332,621	-17.75%

NO. OF SHARES TRADED

	2023	2024	NET CHANGE	CHANGE (%)
Daily	-	4,543,774	-	-
Cumulative (1/12-30/12)	84,586,591	109,332,685	24,746,094	29.26%
Cumulative (2/1-30/12)	1,111,786,841	908,430,033	-203,356,808	-18.29%

NO. OF TRANSACTIONS

	2023	2024	NET CHANGE	CHANGE (%)
Daily	-	2,257	-	-
Cumulative (1/12-30/12)	48,538	38,678	-9,860	-20.31%
Cumulative (2/1-30/12)	682,625	540,710	-141,915	-20.79%

SOME FINANCIAL RATIOS FOR THE ASE (30/12/2024)

SECTOR	P/E	P/BV	DIVIDEND YIELD (%)	TURNOVER (%)
FINANCIAL	8.201	0.758	5.875	0.060
SERVICES	12.846	1.280	6.060	0.109
INDUSTRY	9.696	1.610	7.006	0.081
OVERALL	8.736	1.013	6.596	0.073

STOCK PRICE INDEX WEIGHTED BY FREE FLOAT MARKET CAPITALIZATION (1999=1000)

	SUNDAY 29/12/2024	MONDAY 30/12/2024	% CHANGE	
			DAY BEFORE	YTD
GENERAL	2464.6	2477.2	0.51%	1.89%
FINANCIAL	2620.2	2640.4	0.77%	-3.24%
SERVICES	1678.2	1686.7	0.50%	2.59%
INDUSTRY	5514.1	5487.7	-0.48%	16.30%

STOCK PRICE INDEX WEIGHTED BY FREE FLOAT MARKET CAPITALIZATION ASE20 (2014=1000)

	1330.1	1336.8	0.50%	2.14%
--	--------	--------	-------	-------

Total Return Index ASETR (2021=1074)

	1624.6	1632.7	0.50%	9.69%
--	--------	--------	-------	-------

STOCK PRICE INDEX WEIGHTED BY MARKET CAPITALIZATION (1991=1000)

	SUNDAY 29/12/2024	MONDAY 30/12/2024	% CHANGE	
			DAY BEFORE	YTD
GENERAL	4580.8	4608.8	0.61%	4.36%
BANKS	6431.3	6523.0	1.43%	-3.16%
INSURANCE	1375.3	1381.3	0.43%	7.50%
SERVICES	850.3	860.1	1.15%	-2.11%
INDUSTRY	6725.4	6693.4	-0.48%	17.29%

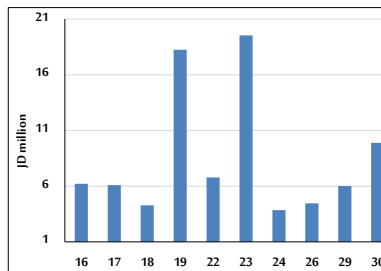
STOCK PRICE MARKET INDEX WEIGHTED BY FREE FLOAT MARKET CAP. (2012=1000)

	SUNDAY 29/12/2024	MONDAY 30/12/2024	% CHANGE	
			DAY BEFORE	YTD
FIRST MARKET	1382.4	1389.5	0.52%	2.25%
SECOND MARKET	820.8	824.7	0.48%	-4.57%

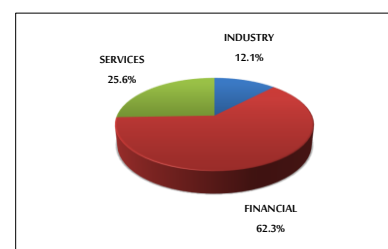
MARKET CAPITALIZATION (JD)

	17,457,389,221	17,554,152,813	0.55%	3.63%
--	----------------	----------------	-------	-------

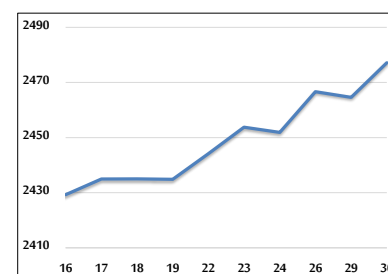
VALUE TRADED FROM 16/12 TO 30/12/2024



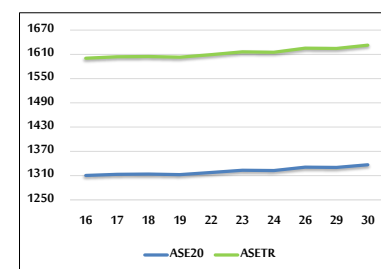
VALUE TRADED BY SECTOR MONDAY 30/12/2024



GENERAL FREE FLOAT PRICE INDEX FROM 16/12 TO 30/12/2024



ASE20 and ASETR FREE FLOAT PRICE INDEX FROM 16/12 TO 30/12/2024



STOCK PRICE INDEX FROM 16/12 TO 30/12/2024

