

Daily Summary for Amman Stock Exchange

VALUE TRADED (JD)

	2023	2024	NET CHANGE	CHANGE (%)
Daily	-	6,013,289	-	-
Cumulative (1/12-29/12)	92,027,904	116,032,454	24,004,550	26.08%
Cumulative (2/1-29/12)	1,449,590,289	1,182,362,923	-267,227,366	-18.43%

NO. OF SHARES TRADED

	2023	2024	NET CHANGE	CHANGE (%)
Daily	-	3,091,745	-	-
Cumulative (1/12-29/12)	84,586,591	104,788,911	20,202,320	23.88%
Cumulative (2/1-29/12)	1,111,786,841	903,886,259	-207,900,582	-18.70%

NO. OF TRANSACTIONS

	2023	2024	NET CHANGE	CHANGE (%)
Daily	-	1,949	-	-
Cumulative (1/12-29/12)	48,538	36,421	-12,117	-24.96%
Cumulative (2/1-29/12)	682,625	538,453	-144,172	-21.12%

SOME FINANCIAL RATIOS FOR THE ASE (29/12/2024)

SECTOR	P/E	P/BV	DIVIDEND YIELD (%)	TURNOVER (%)
FINANCIAL	8.094	0.749	5.953	0.036
SERVICES	12.736	1.269	6.112	0.106
INDUSTRY	9.751	1.619	6.967	0.032
OVERALL	8.683	1.007	6.636	0.049

STOCK PRICE INDEX WEIGHTED BY FREE FLOAT MARKET CAPITALIZATION (1999=1000)

	THURSDAY 26/12/2024	SUNDAY 29/12/2024	% CHANGE	
			DAY BEFORE	YTD
GENERAL	2466.6	2464.6	-0.08%	1.37%
FINANCIAL	2621.7	2620.2	-0.06%	-3.98%
SERVICES	1676.9	1678.2	0.08%	2.08%
INDUSTRY	5527.2	5514.1	-0.24%	16.86%

STOCK PRICE INDEX WEIGHTED BY FREE FLOAT MARKET CAPITALIZATION ASE20 (2014=1000)

	1330.7	1330.1	-0.05%	1.63%
--	--------	--------	--------	-------

Total Return Index ASETR (2021=1074)

	1625.3	1624.6	-0.05%	9.14%
--	--------	--------	--------	-------

STOCK PRICE INDEX WEIGHTED BY MARKET CAPITALIZATION (1991=1000)

	THURSDAY 26/12/2024	SUNDAY 29/12/2024	% CHANGE	
			DAY BEFORE	YTD
GENERAL	4582.6	4580.8	-0.04%	3.73%
BANKS	6433.9	6431.3	-0.04%	-4.52%
INSURANCE	1372.6	1375.3	0.19%	7.03%
SERVICES	851.2	850.3	-0.10%	-3.22%
INDUSTRY	6726.9	6725.4	-0.02%	17.85%

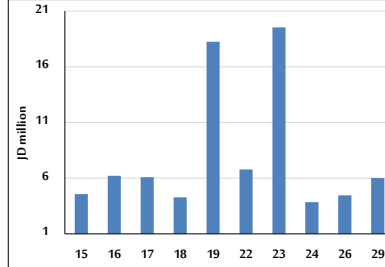
STOCK PRICE MARKET INDEX WEIGHTED BY FREE FLOAT MARKET CAP. (2012=1000)

	THURSDAY 26/12/2024	SUNDAY 29/12/2024	% CHANGE	
			DAY BEFORE	YTD
FIRST MARKET	1383.0	1382.4	-0.04%	1.72%
SECOND MARKET	823.4	820.8	-0.31%	-5.03%

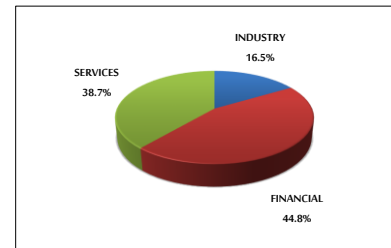
MARKET CAPITALIZATION (JD)

	17,494,920,871	17,457,389,221	-0.21%	3.06%
--	----------------	----------------	--------	-------

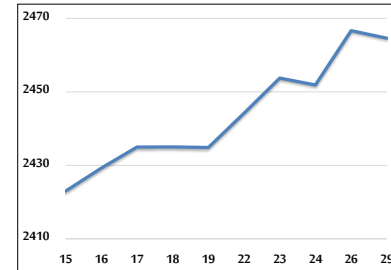
VALUE TRADED FROM 15/12 TO 29/12/2024



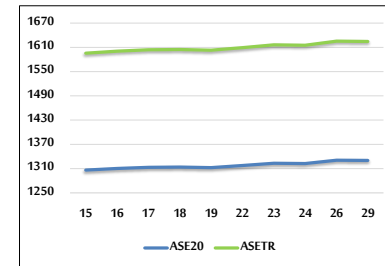
VALUE TRADED BY SECTOR SUNDAY 29/12/2024



GENERAL FREE FLOAT PRICE INDEX FROM 15/12 TO 29/12/2024



ASE20 and ASETR FREE FLOAT PRICE INDEX FROM 15/12 TO 29/12/2024



STOCK PRICE INDEX FROM 15/12 TO 29/12/2024

