

Daily Summary for Amman Stock Exchange

VALUE TRADED (JD)

	2023	2024	NET CHANGE	CHANGE (%)
Daily	-	4,564,813	-	-
Cumulative (1/9-29/9)	76,785,512	73,451,498	-3,334,014	-4.34%
Cumulative (2/1-29/9)	1,168,564,180	873,035,874	-295,528,306	-25.29%

NO. OF SHARES TRADED

	2023	2024	NET CHANGE	CHANGE (%)
Daily	-	3,003,777	-	-
Cumulative (1/9-29/9)	87,398,986	65,532,377	-21,866,609	-25.02%
Cumulative (2/1-29/9)	833,022,302	644,276,577	-188,745,725	-22.66%

NO. OF TRANSACTIONS

	2023	2024	NET CHANGE	CHANGE (%)
Daily	-	1,684	-	-
Cumulative (1/9-29/9)	50,053	36,528	-13,525	-27.02%
Cumulative (2/1-29/9)	529,094	409,171	-119,923	-22.67%

SOME FINANCIAL RATIOS FOR THE ASE (29/9/2024)

SECTOR	P/E	P/BV	DIVIDEND YIELD (%)	TURNOVER (%)
FINANCIAL	8.647	0.739	6.076	0.041
SERVICES	12.143	1.258	6.165	0.084
INDUSTRY	8.659	1.432	7.877	0.030
OVERALL	8.451	0.956	7.090	0.048

STOCK PRICE INDEX WEIGHTED BY FREE FLOAT MARKET CAPITALIZATION (1999=1000)

	THURSDAY 26/09/2024	SUNDAY 29/09/2024	% CHANGE	
			DAY BEFORE	YTD
GENERAL	2388.0	2383.4	-0.19%	-1.97%
FINANCIAL	2599.7	2597.3	-0.09%	-4.83%
SERVICES	1651.4	1643.3	-0.49%	-0.04%
INDUSTRY	4859.2	4841.4	-0.37%	2.60%

STOCK PRICE INDEX WEIGHTED BY FREE FLOAT MARKET CAPITALIZATION ASE20 (2014=1000)

	1286.8	1284.7	-0.16%	-1.84%
--	--------	--------	--------	--------

Total Return Index ASETR (2021=1074)

	1571.6	1569.1	-0.16%	5.42%
--	--------	--------	--------	-------

STOCK PRICE INDEX WEIGHTED BY MARKET CAPITALIZATION (1991=1000)

	THURSDAY 26/09/2024	SUNDAY 29/09/2024	% CHANGE	
			DAY BEFORE	YTD
GENERAL	4358.4	4351.6	-0.16%	-1.47%
BANKS	6349.8	6351.1	0.02%	-5.71%
INSURANCE	1347.5	1355.0	0.56%	5.46%
SERVICES	861.6	857.9	-0.43%	-2.36%
INDUSTRY	5994.4	5976.5	-0.30%	4.73%

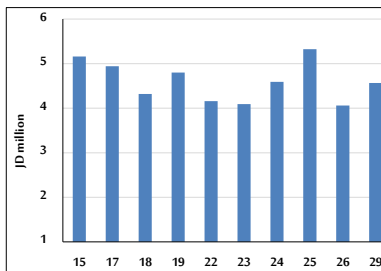
STOCK PRICE MARKET INDEX WEIGHTED BY FREE FLOAT MARKET CAP. (2012=1000)

	THURSDAY 26/09/2024	SUNDAY 29/09/2024	% CHANGE	
			DAY BEFORE	YTD
FIRST MARKET	1337.2	1334.8	-0.18%	-1.78%
SECOND MARKET	805.4	801.6	-0.48%	-7.25%

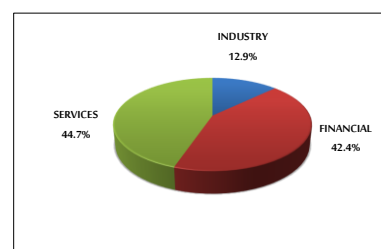
MARKET CAPITALIZATION (JD)

	16,634,622,227	16,605,336,722	-0.18%	-1.97%
--	----------------	----------------	--------	--------

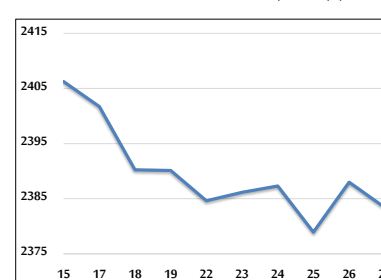
VALUE TRADED FROM 15/9 TO 29/9/2024



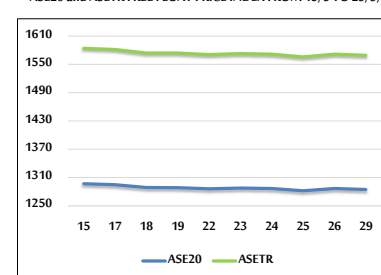
VALUE TRADED BY SECTOR SUNDAY 29/9/2024



GENERAL FREE FLOAT PRICE INDEX FROM 15/9 TO 29/9/2024



ASE20 and ASETR FREE FLOAT PRICE INDEX FROM 15/9 TO 29/9/2024



STOCK PRICE INDEX FROM 15/9 TO 29/9/2024

