

Daily Summary for Amman Stock Exchange

VALUE TRADED (JD)

	2023	2024	NET CHANGE	CHANGE (%)
Daily	6,155,681	6,381,210	225,529	3.66%
Cumulative (1/8-28/8)	90,235,132	82,095,968	-8,139,164	-9.02%
Cumulative (2/1-28/8)	1,076,115,719	796,873,354	-279,242,365	-25.95%

NO. OF SHARES TRADED

	2023	2024	NET CHANGE	CHANGE (%)
Daily	3,437,668	5,136,960	1,699,292	49.43%
Cumulative (1/8-28/8)	60,897,475	66,237,306	5,339,831	8.77%
Cumulative (2/1-28/8)	731,098,394	576,715,035	-154,383,359	-21.12%

NO. OF TRANSACTIONS

	2023	2024	NET CHANGE	CHANGE (%)
Daily	2,474	2,228	-246	-9.94%
Cumulative (1/8-28/8)	40,609	40,546	-63	-0.16%
Cumulative (2/1-28/8)	471,106	370,651	-100,455	-21.32%

SOME FINANCIAL RATIOS FOR THE ASE (28/8/2024)

SECTOR	P/E	P/BV	DIVIDEND YIELD (%)	TURNOVER (%)
FINANCIAL	8.711	0.745	6.024	0.086
SERVICES	12.466	1.292	6.005	0.088
INDUSTRY	8.748	1.446	7.797	0.053
OVERALL	8.559	0.969	7.000	0.082

STOCK PRICE INDEX WEIGHTED BY FREE FLOAT MARKET CAPITALIZATION (1999=1000)

	TUESDAY 27/08/2024	WEDNESDAY 28/08/2024	% CHANGE	
			DAY BEFORE	YTD
GENERAL	2409.7	2409.3	-0.02%	-0.90%
FINANCIAL	2610.7	2611.7	0.04%	-4.30%
SERVICES	1678.6	1679.9	0.08%	2.18%
INDUSTRY	4908.0	4887.5	-0.42%	3.58%

STOCK PRICE INDEX WEIGHTED BY FREE FLOAT MARKET CAPITALIZATION ASE20 (2014=1000)

	1299.1	1299.7	0.04%	-0.70%

Total Return Index ASETR (2021=1074)

	1586.7	1587.4	0.04%	6.65%

STOCK PRICE INDEX WEIGHTED BY MARKET CAPITALIZATION (1991=1000)

	TUESDAY 27/08/2024	WEDNESDAY 28/08/2024	% CHANGE	
			DAY BEFORE	YTD
GENERAL	4414.7	4407.4	-0.16%	-0.20%
BANKS	6413.8	6412.1	-0.03%	-4.80%
INSURANCE	1334.5	1339.7	0.39%	4.26%
SERVICES	880.2	879.6	-0.07%	0.11%
INDUSTRY	6078.8	6056.8	-0.36%	6.13%

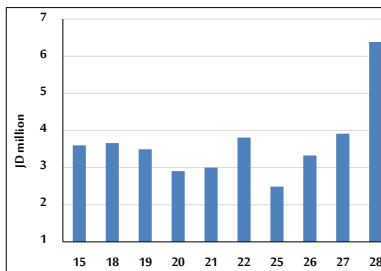
STOCK PRICE MARKET INDEX WEIGHTED BY FREE FLOAT MARKET CAP. (2012=1000)

	TUESDAY 27/08/2024	WEDNESDAY 28/08/2024	% CHANGE	
			DAY BEFORE	YTD
FIRST MARKET	1350.3	1350.3	0.00%	-0.64%
SECOND MARKET	806.6	803.6	-0.38%	-7.02%

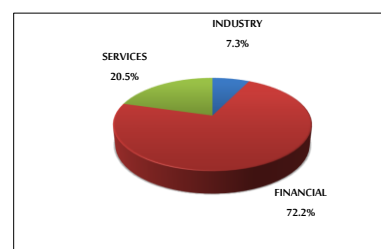
MARKET CAPITALIZATION (JD)

	16,821,795,119	16,796,217,016	-0.15%	-0.84%

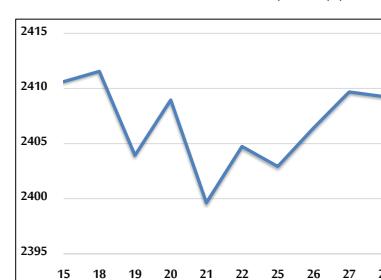
VALUE TRADED FROM 15/8 TO 28/8/2024



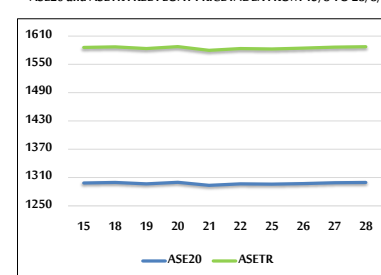
VALUE TRADED BY SECTOR WEDNESDAY 28/8/2024



GENERAL FREE FLOAT PRICE INDEX FROM 15/8 TO 28/8/2024



ASE20 and ASETR FREE FLOAT PRICE INDEX FROM 15/8 TO 28/8/2024



STOCK PRICE INDEX FROM 15/8 TO 28/8/2024

