

Daily Summary for Amman Stock Exchange

VALUE TRADED (JD)

	2022	2023	NET CHANGE	CHANGE (%)
Daily	5,312,380	3,376,072	-1,936,308	-36.45%
Cumulative (1/9-13/9)	43,288,293	38,194,361	-5,093,932	-11.77%
Cumulative (2/1-13/9)	1,489,593,244	1,129,973,029	-359,620,215	-24.14%

NO. OF SHARES TRADED

	2022	2023	NET CHANGE	CHANGE (%)
Daily	3,700,791	5,373,080	1,672,289	45.19%
Cumulative (1/9-13/9)	28,130,265	47,960,841	19,830,576	70.50%
Cumulative (2/1-13/9)	840,258,488	793,584,157	-46,674,331	-5.55%

NO. OF TRANSACTIONS

	2022	2023	NET CHANGE	CHANGE (%)
Daily	2,218	2,596	378	17.04%
Cumulative (1/9-13/9)	21,512	27,129	5,617	26.11%
Cumulative (2/1-13/9)	551,455	506,170	-45,285	-8.21%

SOME FINANCIAL RATIOS FOR THE ASE (13/9/2023)

SECTOR	P/E	P/BV	DIVIDEND YIELD (%)	TURNOVER (%)
FINANCIAL	8.625	0.783	5.892	0.099
SERVICES	12.121	1.335	6.577	0.066
INDUSTRY	5.458	1.601	7.239	0.051
OVERALL	6.995	1.027	6.767	0.086

STOCK PRICE INDEX WEIGHTED BY FREE FLOAT MARKET CAPITALIZATION (1999=1000)

	TUESDAY 12/09/2023	WEDNESDAY 13/09/2023	% CHANGE	
			DAY BEFORE	YTD
GENERAL	2399.0	2404.6	0.23%	-3.88%
FINANCIAL	2602.5	2608.1	0.21%	-3.13%
SERVICES	1701.6	1708.0	0.38%	-1.89%
INDUSTRY	4828.2	4827.9	-0.01%	-8.77%

STOCK PRICE INDEX WEIGHTED BY FREE FLOAT MARKET CAPITALIZATION ASE20 (2014=1000)

	1284.9	1288.1	0.24%	-4.26%

Total Return Index ASETR (2021=1074)

	1461.3	1464.8	0.24%	2.43%

STOCK PRICE INDEX WEIGHTED BY MARKET CAPITALIZATION (1991=1000)

	TUESDAY 12/09/2023	WEDNESDAY 13/09/2023	% CHANGE	
			DAY BEFORE	YTD
GENERAL	4400.9	4404.1	0.07%	-6.90%
BANKS	6361.9	6372.5	0.17%	-5.64%
INSURANCE	1239.2	1236.3	-0.24%	-7.16%
SERVICES	886.5	887.0	0.05%	4.10%
INDUSTRY	6081.0	6079.2	-0.03%	-11.67%

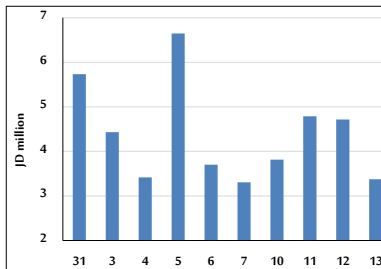
STOCK PRICE MARKET INDEX WEIGHTED BY FREE FLOAT MARKET CAP. (2012=1000)

	TUESDAY 12/09/2023	WEDNESDAY 13/09/2023	% CHANGE	
			DAY BEFORE	YTD
FIRST MARKET	1335.3	1338.8	0.26%	-4.96%
SECOND MARKET	857.5	857.4	-0.01%	8.73%

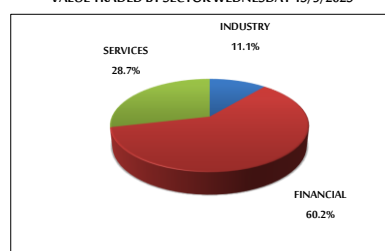
MARKET CAPITALIZATION (JD)

	16,793,672,908	16,804,595,296	0.07%	-6.66%

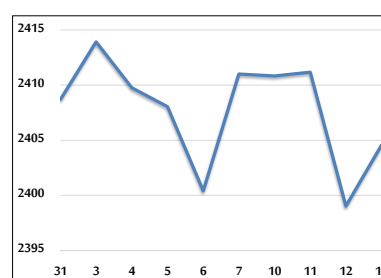
VALUE TRADED FROM 31/8 TO 13/9/2023



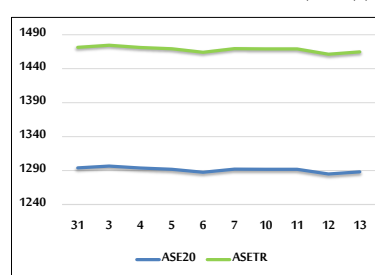
VALUE TRADED BY SECTOR WEDNESDAY 13/9/2023



GENERAL FREE FLOAT PRICE INDEX FROM 31/8 TO 13/9/2023



ASE20 and ASETR FREE FLOAT PRICE INDEX FROM 31/8 TO 13/9/2023



STOCK PRICE INDEX FROM 31/8 TO 13/9/2023

