

Daily Summary for Amman Stock Exchange

VALUE TRADED (JD)

	2021	2022	NET CHANGE	CHANGE (%)
Daily	5,744,082	4,044,803	-1,699,279	-29.58%
Cumulative (1/3-6/3)	26,212,933	19,075,050	-7,137,883	-27.23%
Cumulative (2/1-6/3)	374,707,811	245,495,728	-129,212,083	-34.48%

NO. OF SHARES TRADED

	2021	2022	NET CHANGE	CHANGE (%)
Daily	5,424,413	3,106,431	-2,317,982	-42.73%
Cumulative (1/3-6/3)	25,037,077	16,298,715	-8,738,362	-34.90%
Cumulative (2/1-6/3)	353,115,854	192,135,610	-160,980,244	-45.59%

NO. OF TRANSACTIONS

	2021	2022	NET CHANGE	CHANGE (%)
Daily	2,374	2,234	-140	-5.90%
Cumulative (1/3-6/3)	11,073	8,698	-2,375	-21.45%
Cumulative (2/1-6/3)	134,733	120,273	-14,460	-10.73%

SOME FINANCIAL RATIOS FOR THE ASE (6/3/2022)

SECTOR	P/E	P/BV	DIVIDEND YIELD (%)	TURNOVER (%)
FINANCIAL	14.998	0.845	4.797	0.052
SERVICES	-	1.258	2.271	0.050
INDUSTRY	28.134	2.213	2.427	0.036
OVERALL	19.983	1.108	3.822	0.050

STOCK PRICE INDEX WEIGHTED BY FREE FLOAT MARKET CAPITALIZATION (1999=1000)

	THURSDAY 03/03/2022	SUNDAY 06/03/2022	% CHANGE	
			DAY BEFORE	YTD
GENERAL	2152.7	2154.2	0.07%	1.68%
FINANCIAL	2655.6	2654.2	-0.05%	1.91%
SERVICES	1332.1	1325.0	-0.54%	-0.18%
INDUSTRY	3707.3	3754.5	1.27%	2.42%

STOCK PRICE INDEX WEIGHTED BY FREE FLOAT MARKET CAPITALIZATION ASE20 (2014=1000)

	1111.5	1112.5	0.09%	3.55%
--	--------	--------	-------	-------

STOCK PRICE INDEX WEIGHTED BY MARKET CAPITALIZATION (1991=1000)

	THURSDAY 03/03/2022	SUNDAY 06/03/2022	% CHANGE	
			DAY BEFORE	YTD
GENERAL	4041.9	4059.4	0.43%	1.35%
BANKS	6596.6	6577.4	-0.29%	0.17%
INSURANCE	1416.2	1425.8	0.68%	7.33%
SERVICES	779.3	777.0	-0.29%	-0.69%
INDUSTRY	4787.6	4875.2	1.83%	3.72%

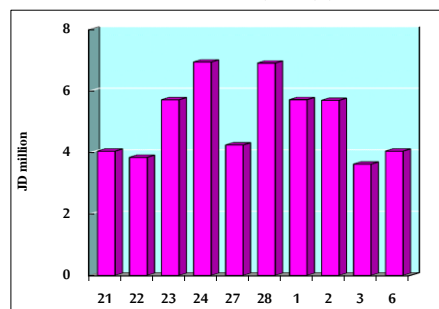
STOCK PRICE MARKET INDEX WEIGHTED BY FREE FLOAT MARKET CAP. (2012=1000)

	THURSDAY 03/03/2022	SUNDAY 06/03/2022	% CHANGE	
			DAY BEFORE	YTD
FIRST MARKET	1179.0	1180.4	0.12%	3.10%
SECOND MARKET	864.1	861.9	-0.26%	-7.97%

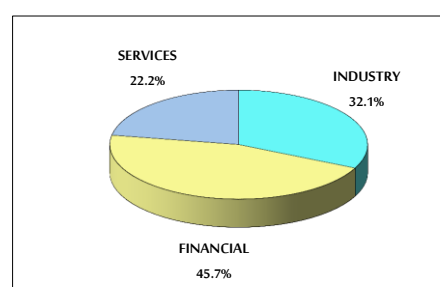
MARKET CAPITALIZATION (JD)

	15,599,234,741	15,663,691,142	0.41%	1.08%
--	----------------	----------------	-------	-------

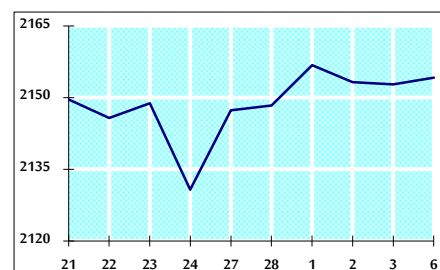
VALUE TRADED FROM 21/2 TO 6/3/2022



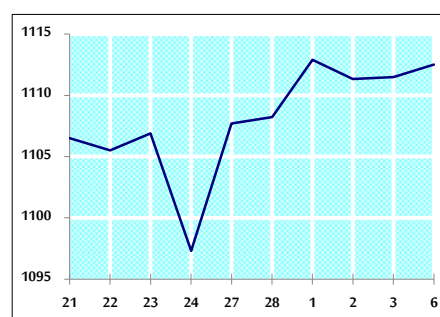
VALUE TRADED BY SECTOR SUNDAY 6/3/2022



GENERAL FREE FLOAT PRICE INDEX FROM 21/2 TO 6/3/2022



ASE20 FREE FLOAT PRICE INDEX FROM 21/2 TO 6/3/2022



GENERAL PRICE INDEX FROM 21/2 TO 6/3/2022

