

## Daily Summary for Amman Stock Exchange

### VALUE TRADED (JD)

	2020	2021	NET CHANGE	CHANGE (%)
Daily	-	5,446,680	-	-
Cumulative(1/4-19/4)	-	81,785,463	-	-
Cumulative(3/1-19/4)	284,365,212	607,358,939	322,993,727	113.58%

### NO. OF SHARES TRADED

	2020	2021	NET CHANGE	CHANGE (%)
Daily	-	5,602,345	-	-
Cumulative(1/4-19/4)	-	78,825,289	-	-
Cumulative(3/1-19/4)	261,205,489	565,539,798	304,334,309	116.51%

### NO. OF TRANSACTIONS

	2020	2021	NET CHANGE	CHANGE (%)
Daily	-	2,716	-	-
Cumulative(1/4-19/4)	-	36,536	-	-
Cumulative(3/1-19/4)	114,068	221,673	107,605	94.33%

### SOME FINANCIAL RATIOS FOR THE ASE (19/4/2021)

SECTOR	P/E	P/BV	DIVIDEND YIELD (%)	TURNOVER (%)
FINANCIAL	29.368	0.724	3.972	0.068
SERVICES	-	1.143	1.945	0.104
INDUSTRY	19.799	1.580	3.613	0.170
OVERALL	30.239	0.884	3.614	0.088

### STOCK PRICE INDEX WEIGHTED BY FREE FLOAT MARKET CAPITALIZATION (1999=1000)

	SUNDAY 18/04/2021	MONNDAY 19/04/2021	% CHANGE	
			DAY BEFORE	YTD
GENERAL	1773.4	1778.9	0.31%	7.34%
FINANCIAL	2247.1	2255.6	0.38%	3.87%
SERVICES	1207.3	1197.6	-0.80%	4.32%
INDUSTRY	2593.1	2641.8	1.88%	24.63%

### STOCK PRICE INDEX WEIGHTED BY FREE FLOAT MARKET CAPITALIZATION ASE20 (2014=1000)

	873.3	876.1	0.31%	8.63%
--	-------	-------	-------	-------

### STOCK PRICE INDEX WEIGHTED BY MARKET CAPITALIZATION (1991=1000)

	SUNDAY 18/04/2021	MONNDAY 19/04/2021	% CHANGE	
			DAY BEFORE	YTD
GENERAL	3200.0	3217.0	0.53%	5.49%
BANKS	5374.0	5372.8	-0.02%	-0.70%
INSURANCE	1248.3	1249.6	0.10%	-4.55%
SERVICES	715.4	717.9	0.34%	1.93%
INDUSTRY	3358.4	3414.9	1.68%	21.18%

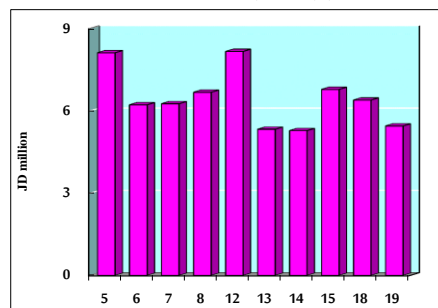
### STOCK PRICE MARKET INDEX WEIGHTED BY FREE FLOAT MARKET CAP. (2012=1000)

	SUNDAY 18/04/2021	MONNDAY 19/04/2021	% CHANGE	
			DAY BEFORE	YTD
FIRST MARKET	934.8	937.4	0.28%	7.95%
SECOND MARKET	915.2	923.3	0.89%	5.96%

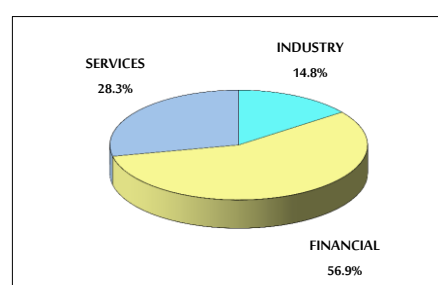
### MARKET CAPITALIZATION (JD)

	13,449,548,248	13,510,107,180	0.45%	4.67%
--	----------------	----------------	-------	-------

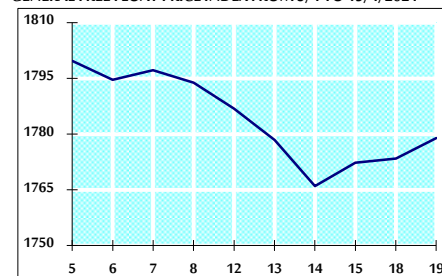
### VALUE TRADED FROM 5/4 TO 19/4/2021



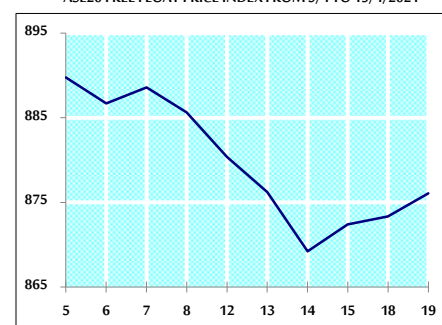
### VALUE TRADED BY SECTOR MONDAY 19/4/2021



### GENERAL FREE FLOAT PRICE INDEX FROM 5/4 TO 19/4/2021



### ASE20 FREE FLOAT PRICE INDEX FROM 5/4 TO 19/4/2021



### GENERAL PRICE INDEX FROM 5/4 TO 19/4/2021

