

Daily Summary for Amman Stock Exchange

VALUE TRADED (JD)

	2020	2021	NET CHANGE	CHANGE (%)
Daily	5,074,699	6,611,101	1,536,402	30.28%
Cumulative(1/2-3/2)	14,353,573	22,808,243	8,454,670	58.90%
Cumulative(3/1-3/2)	119,383,430	234,897,751	115,514,321	96.76%

NO. OF SHARES TRADED

	2020	2021	NET CHANGE	CHANGE (%)
Daily	5,524,627	6,418,981	894,354	16.19%
Cumulative(1/2-3/2)	14,894,750	21,952,145	7,057,395	47.38%
Cumulative(3/1-3/2)	107,993,354	221,603,374	113,610,020	105.20%

NO. OF TRANSACTIONS

	2020	2021	NET CHANGE	CHANGE (%)
Daily	2,592	2,552	-40	-1.54%
Cumulative(1/2-3/2)	7,710	9,181	1,471	19.08%
Cumulative(3/1-3/2)	51,864	74,317	22,453	43.29%

SOME FINANCIAL RATIOS FOR THE ASE (3/2/2021)

SECTOR	P/E	P/BV	DIVIDEND YIELD (%)	TURNOVER (%)
FINANCIAL	9.427	0.763	0.486	0.114
SERVICES	12.157	1.059	5.015	0.062
INDUSTRY	18.864	1.372	3.482	0.095
OVERALL	10.474	0.882	1.958	0.101

STOCK PRICE INDEX WEIGHTED BY FREE FLOAT MARKET CAPITALIZATION (1999=1000)

	TUESDAY 02/02/2021	WEDNESDAY 03/02/2021	% CHANGE	
			DAY BEFORE	YTD
GENERAL	1721.7	1721.8	0.01%	3.90%
FINANCIAL	2264.1	2266.0	0.08%	4.34%
SERVICES	1148.4	1144.0	-0.38%	-0.35%
INDUSTRY	2282.1	2292.7	0.47%	8.16%

STOCK PRICE INDEX WEIGHTED BY FREE FLOAT MARKET CAPITALIZATION ASE20 (2014=1000)

	837.9	837.6	-0.03%	3.86%
--	-------	-------	--------	-------

STOCK PRICE INDEX WEIGHTED BY MARKET CAPITALIZATION (1991=1000)

	TUESDAY 02/02/2021	WEDNESDAY 03/02/2021	% CHANGE	
			DAY BEFORE	YTD
GENERAL	3148.6	3170.4	0.69%	3.96%
BANKS	5509.2	5548.7	0.72%	2.55%
INSURANCE	1281.2	1280.2	-0.07%	-2.21%
SERVICES	727.2	728.7	0.21%	3.48%
INDUSTRY	3001.5	3030.4	0.96%	7.53%

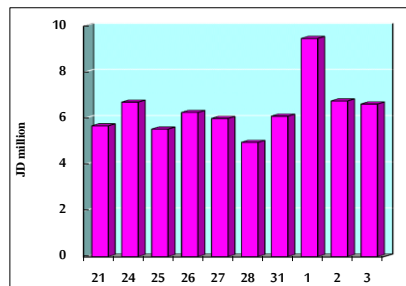
STOCK PRICE MARKET INDEX WEIGHTED BY FREE FLOAT MARKET CAP. (2012=1000)

	TUESDAY 02/02/2021	WEDNESDAY 03/02/2021	% CHANGE	
			DAY BEFORE	YTD
FIRST MARKET	899.3	899.0	-0.03%	3.52%
SECOND MARKET	927.0	928.7	0.19%	6.58%

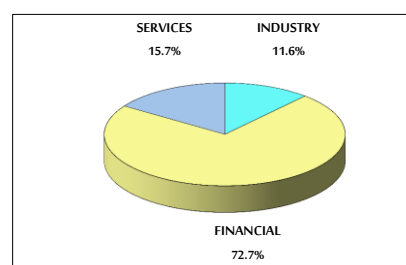
MARKET CAPITALIZATION (JD)

	13,284,420,497	13,362,890,009	0.59%	3.53%
--	----------------	----------------	-------	-------

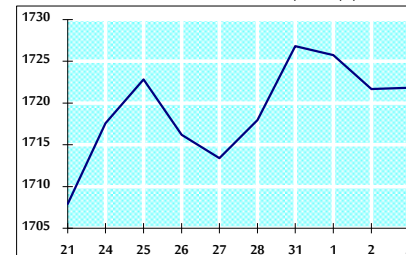
VALUE TRADED FROM 21/1 TO 3/2/2021



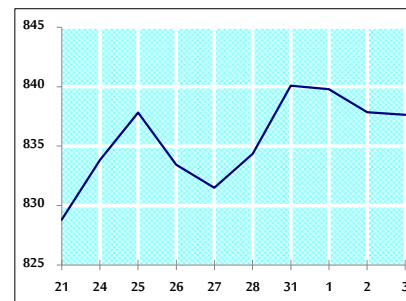
VALUE TRADED BY SECTOR WEDNESDAY 3/2/2021



GENERAL FREE FLOAT PRICE INDEX FROM 21/1 TO 3/2/2021



ASE20 FREE FLOAT PRICE INDEX FROM 21/1 TO 3/2/2021



GENERAL PRICE INDEX FROM 21/1 TO 3/2/2021

