

Daily Summary for Amman Stock Exchange

VALUE TRADED (JD)

	2020	2021	NET CHANGE	CHANGE (%)
Daily	4,426,226	6,743,385	2,317,159	52.35%
Cumulative(1/2-2/2)	9,278,874	16,197,142	6,918,268	74.56%
Cumulative(3/1-2/2)	114,308,731	228,286,650	113,977,919	99.71%

NO. OF SHARES TRADED

	2020	2021	NET CHANGE	CHANGE (%)
Daily	4,075,003	7,322,752	3,247,749	79.70%
Cumulative(1/2-2/2)	9,370,123	15,533,164	6,163,041	65.77%
Cumulative(3/1-2/2)	102,468,727	215,184,393	112,715,666	110.00%

NO. OF TRANSACTIONS

	2020	2021	NET CHANGE	CHANGE (%)
Daily	2,503	3,377	874	34.92%
Cumulative(1/2-2/2)	5,118	6,629	1,511	29.52%
Cumulative(3/1-2/2)	49,272	71,765	22,493	45.65%

SOME FINANCIAL RATIOS FOR THE ASE (2/2/2021)

SECTOR	P/E	P/BV	DIVIDEND YIELD (%)	TURNOVER (%)
FINANCIAL	9.369	0.759	0.489	0.100
SERVICES	12.148	1.059	5.018	0.130
INDUSTRY	18.672	1.358	3.518	0.173
OVERALL	10.402	0.876	1.971	0.115

STOCK PRICE INDEX WEIGHTED BY FREE FLOAT MARKET CAPITALIZATION (1999=1000)

	MONDAY 01/02/2021	TUESDAY 02/02/2021	% CHANGE	
			DAY BEFORE	YTD
GENERAL	1725.7	1721.7	-0.24%	3.89%
FINANCIAL	2269.5	2264.1	-0.24%	4.26%
SERVICES	1151.7	1148.4	-0.29%	0.03%
INDUSTRY	2280.8	2282.1	0.06%	7.66%

STOCK PRICE INDEX WEIGHTED BY FREE FLOAT MARKET CAPITALIZATION ASE20 (2014=1000)

	839.8	837.9	-0.23%	3.89%
--	-------	-------	--------	-------

STOCK PRICE INDEX WEIGHTED BY MARKET CAPITALIZATION (1991=1000)

	MONDAY 01/02/2021	TUESDAY 02/02/2021	% CHANGE	
			DAY BEFORE	YTD
GENERAL	3146.5	3148.6	0.07%	3.25%
BANKS	5515.7	5509.2	-0.12%	1.82%
INSURANCE	1283.3	1281.2	-0.16%	-2.14%
SERVICES	729.0	727.2	-0.24%	3.26%
INDUSTRY	2982.0	3001.5	0.65%	6.51%

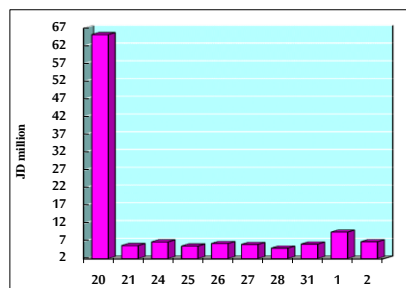
STOCK PRICE MARKET INDEX WEIGHTED BY FREE FLOAT MARKET CAP. (2012=1000)

	MONDAY 01/02/2021	TUESDAY 02/02/2021	% CHANGE	
			DAY BEFORE	YTD
FIRST MARKET	902.0	899.3	-0.30%	3.56%
SECOND MARKET	926.0	927.0	0.11%	6.38%

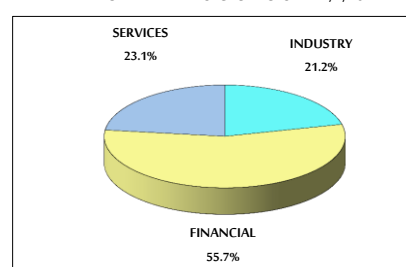
MARKET CAPITALIZATION (JD)

	13,276,232,558	13,284,420,497	0.06%	2.92%
--	----------------	----------------	-------	-------

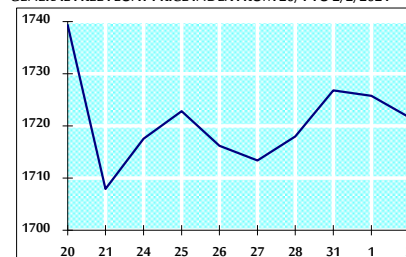
VALUE TRADED FROM 20/1 TO 2/2/2021



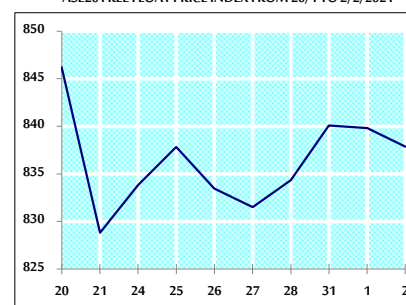
VALUE TRADED BY SECTOR TUESDAY 2/2/2021



GENERAL FREE FLOAT PRICE INDEX FROM 20/1 TO 2/2/2021



ASE20 FREE FLOAT PRICE INDEX FROM 20/1 TO 2/2/2021



GENERAL PRICE INDEX FROM 20/1 TO 2/2/2021

