

Daily Summary for Amman Stock Exchange

VALUE TRADED (JD)

	2020	2021	NET CHANGE	CHANGE (%)
Daily	4,852,648	9,453,757	4,601,109	94.82%
Cumulative(1/2-1/2)	4,852,648	9,453,757	4,601,109	94.82%
Cumulative(3/1-1/2)	109,882,505	221,543,265	111,660,760	101.62%

NO. OF SHARES TRADED

	2020	2021	NET CHANGE	CHANGE (%)
Daily	5,295,120	8,210,412	2,915,292	55.06%
Cumulative(1/2-1/2)	5,295,120	8,210,412	2,915,292	55.06%
Cumulative(3/1-1/2)	98,393,724	207,861,641	109,467,917	111.25%

NO. OF TRANSACTIONS

	2020	2021	NET CHANGE	CHANGE (%)
Daily	2,615	3,252	637	24.36%
Cumulative(1/2-1/2)	2,615	3,252	637	24.36%
Cumulative(3/1-1/2)	46,769	68,388	21,619	46.23%

SOME FINANCIAL RATIOS FOR THE ASE (1/2/2021)

SECTOR	P/E	P/BV	DIVIDEND YIELD (%)	TURNOVER (%)
FINANCIAL	9.389	0.761	0.165	0.123
SERVICES	12.192	1.062	5.000	0.126
INDUSTRY	18.529	1.348	3.545	0.165
OVERALL	10.403	0.876	1.759	0.129

STOCK PRICE INDEX WEIGHTED BY FREE FLOAT MARKET CAPITALIZATION (1999=1000)

	SUNDAY 31/01/2021	MONDAY 01/02/2021	% CHANGE	
			DAY BEFORE	YTD
GENERAL	1726.8	1725.7	-0.06%	4.13%
FINANCIAL	2277.5	2269.5	-0.35%	4.51%
SERVICES	1148.4	1151.7	0.28%	0.32%
INDUSTRY	2260.9	2280.8	0.88%	7.60%

STOCK PRICE INDEX WEIGHTED BY FREE FLOAT MARKET CAPITALIZATION ASE20 (2014=1000)

	840.1	839.8	-0.03%	4.13%
--	-------	-------	--------	-------

STOCK PRICE INDEX WEIGHTED BY MARKET CAPITALIZATION (1991=1000)

	SUNDAY 31/01/2021	MONDAY 01/02/2021	% CHANGE	
			DAY BEFORE	YTD
GENERAL	3168.0	3146.5	-0.68%	3.18%
BANKS	5600.7	5515.7	-1.52%	1.94%
INSURANCE	1281.8	1283.3	0.12%	-1.98%
SERVICES	731.1	729.0	-0.29%	3.51%
INDUSTRY	2956.8	2982.0	0.85%	5.82%

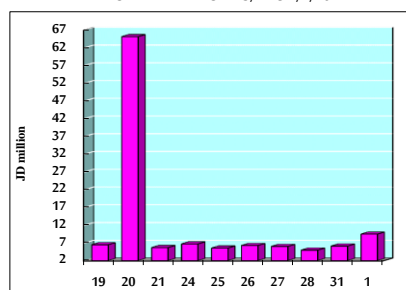
STOCK PRICE MARKET INDEX WEIGHTED BY FREE FLOAT MARKET CAP. (2012=1000)

	SUNDAY 31/01/2021	MONDAY 01/02/2021	% CHANGE	
			DAY BEFORE	YTD
FIRST MARKET	902.4	902.0	-0.04%	3.87%
SECOND MARKET	925.1	926.0	0.10%	6.27%

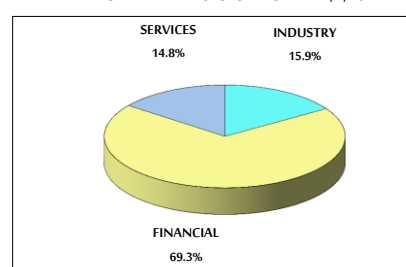
MARKET CAPITALIZATION (JD)

	13,351,433,702	13,276,232,558	-0.56%	2.85%
--	----------------	----------------	--------	-------

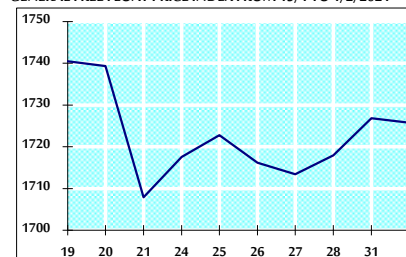
VALUE TRADED FROM 19/1 TO 1/2/2021



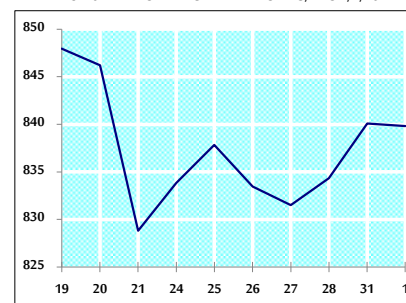
VALUE TRADED BY SECTOR MONDAY 1/2/2021



GENERAL FREE FLOAT PRICE INDEX FROM 19/1 TO 1/2/2021



ASE20 FREE FLOAT PRICE INDEX FROM 19/1 TO 1/2/2021



GENERAL PRICE INDEX FROM 19/1 TO 1/2/2021

