

Daily Summary for Amman Stock Exchange

VALUE TRADED (JD)

	2020	2021	NET CHANGE	CHANGE (%)
Daily	4,535,754	65,095,373	60,559,619	1335.16%
Cumulative(3/1-20/1)	61,751,461	170,953,746	109,202,285	176.84%
Cumulative(3/1-20/1)	61,751,461	170,953,746	109,202,285	176.84%

NO. OF SHARES TRADED

	2020	2021	NET CHANGE	CHANGE (%)
Daily	5,056,032	19,411,341	14,355,309	283.92%
Cumulative(3/1-20/1)	55,239,287	156,294,467	101,055,180	182.94%
Cumulative(3/1-20/1)	55,239,287	156,294,467	101,055,180	182.94%

NO. OF TRANSACTIONS

	2020	2021	NET CHANGE	CHANGE (%)
Daily	2,602	3,138	536	20.60%
Cumulative(3/1-20/1)	27,855	43,358	15,503	55.66%
Cumulative(3/1-20/1)	27,855	43,358	15,503	55.66%

SOME FINANCIAL RATIOS FOR THE ASE (20/1/2021)

SECTOR	P/E	P/BV	DIVIDEND YIELD (%)	TURNOVER (%)
FINANCIAL	9.758	0.790	0.159	0.373
SERVICES	12.243	1.067	4.979	0.094
INDUSTRY	17.788	1.294	3.693	0.283
OVERALL	10.573	0.891	1.730	0.305

STOCK PRICE INDEX WEIGHTED BY FREE FLOAT MARKET CAPITALIZATION (1999=1000)

	TUESDAY 19/01/2021	WEDNESDAY 20/01/2021	% CHANGE	
			DAY BEFORE	YTD
GENERAL	1740.5	1739.3	-0.07%	4.95%
FINANCIAL	2292.0	2295.7	0.16%	5.71%
SERVICES	1175.9	1170.6	-0.45%	1.96%
INDUSTRY	2205.1	2200.2	-0.22%	3.80%

STOCK PRICE INDEX WEIGHTED BY FREE FLOAT MARKET CAPITALIZATION ASE20 (2014=1000)

	848.0	846.2	-0.21%	4.92%
--	-------	-------	--------	-------

STOCK PRICE INDEX WEIGHTED BY MARKET CAPITALIZATION (1991=1000)

	TUESDAY 19/01/2021	WEDNESDAY 20/01/2021	% CHANGE	
			DAY BEFORE	YTD
GENERAL	3201.4	3197.9	-0.11%	4.86%
BANKS	5754.8	5765.7	0.19%	6.56%
INSURANCE	1285.7	1287.2	0.12%	-1.68%
SERVICES	731.6	729.1	-0.34%	3.53%
INDUSTRY	2897.9	2879.1	-0.65%	2.17%

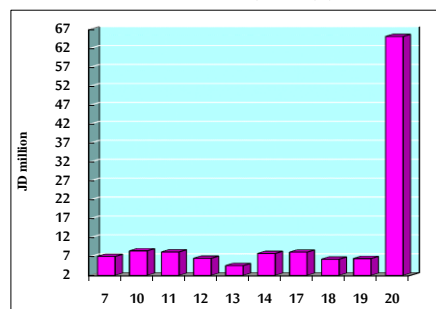
STOCK PRICE MARKET INDEX WEIGHTED BY FREE FLOAT MARKET CAP. (2012=1000)

	TUESDAY 19/01/2021	WEDNESDAY 20/01/2021	% CHANGE	
			DAY BEFORE	YTD
FIRST MARKET	911.3	909.9	-0.16%	4.78%
SECOND MARKET	916.8	919.0	0.24%	5.46%

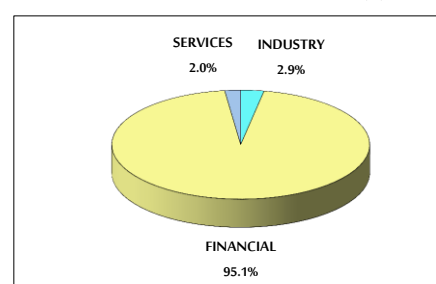
MARKET CAPITALIZATION (JD)

	13,459,093,615	13,453,922,328	-0.04%	4.23%
--	----------------	----------------	--------	-------

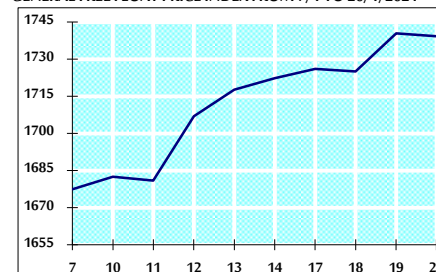
VALUE TRADED FROM 7/1 TO 20/1/2021



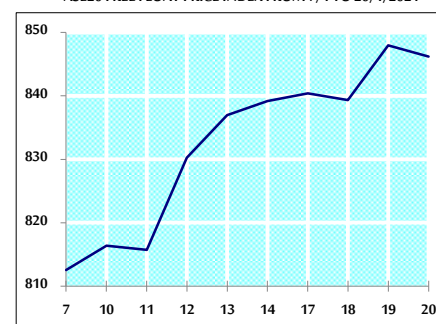
VALUE TRADED BY SECTOR WEDNESDAY 20/1/2021



GENERAL FREE FLOAT PRICE INDEX FROM 7/1 TO 20/1/2021



ASE20 FREE FLOAT PRICE INDEX FROM 7/1 TO 20/1/2021



GENERAL PRICE INDEX FROM 7/1 TO 20/1/2021

