

Daily Summary for Amman Stock Exchange

VALUE TRADED (JD)

	2020	2021	NET CHANGE	CHANGE (%)
Daily	3,352,430	8,150,452	4,798,022	143.12%
Cumulative(3/1-17/1)	46,474,191	93,110,913	46,636,722	100.35%
Cumulative(3/1-17/1)	46,474,191	93,110,913	46,636,722	100.35%

NO. OF SHARES TRADED

	2020	2021	NET CHANGE	CHANGE (%)
Daily	2,990,720	9,872,459	6,881,739	230.10%
Cumulative(3/1-17/1)	40,981,152	122,332,624	81,351,472	198.51%
Cumulative(3/1-17/1)	40,981,152	122,332,624	81,351,472	198.51%

NO. OF TRANSACTIONS

	2020	2021	NET CHANGE	CHANGE (%)
Daily	2,053	3,417	1,364	66.44%
Cumulative(3/1-17/1)	20,472	34,093	13,621	66.53%
Cumulative(3/1-17/1)	20,472	34,093	13,621	66.53%

SOME FINANCIAL RATIOS FOR THE ASE (17/1/2021)

SECTOR	P/E	P/BV	DIVIDEND YIELD (%)	TURNOVER (%)
FINANCIAL	9.651	0.781	0.161	0.146
SERVICES	12.236	1.066	4.982	0.180
INDUSTRY	17.580	1.279	3.736	0.164
OVERALL	10.477	0.882	1.746	0.155

STOCK PRICE INDEX WEIGHTED BY FREE FLOAT MARKET CAPITALIZATION (1999=1000)

	THURSDAY 14/01/2021	SUNDAY 17/01/2021	% CHANGE	
			DAY BEFORE	YTD
GENERAL	1722.3	1726.1	0.22%	4.16%
FINANCIAL	2283.1	2282.2	-0.04%	5.09%
SERVICES	1159.3	1163.5	0.36%	1.35%
INDUSTRY	2134.9	2154.6	0.92%	1.65%

STOCK PRICE INDEX WEIGHTED BY FREE FLOAT MARKET CAPITALIZATION ASE20 (2014=1000)

	839.2	840.4	0.15%	4.21%
--	-------	-------	-------	-------

STOCK PRICE INDEX WEIGHTED BY MARKET CAPITALIZATION (1991=1000)

	THURSDAY 14/01/2021	SUNDAY 17/01/2021	% CHANGE	
			DAY BEFORE	YTD
GENERAL	3163.5	3168.9	0.17%	3.91%
BANKS	5712.7	5703.7	-0.16%	5.42%
INSURANCE	1293.3	1292.6	-0.05%	-1.27%
SERVICES	726.2	733.2	0.96%	4.11%
INDUSTRY	2824.6	2836.9	0.44%	0.67%

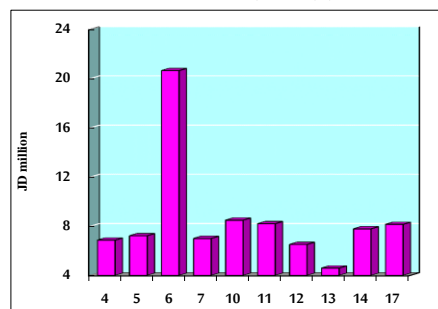
STOCK PRICE MARKET INDEX WEIGHTED BY FREE FLOAT MARKET CAP. (2012=1000)

	THURSDAY 14/01/2021	SUNDAY 17/01/2021	% CHANGE	
			DAY BEFORE	YTD
FIRST MARKET	901.7	903.4	0.19%	4.04%
SECOND MARKET	905.7	910.9	0.57%	4.53%

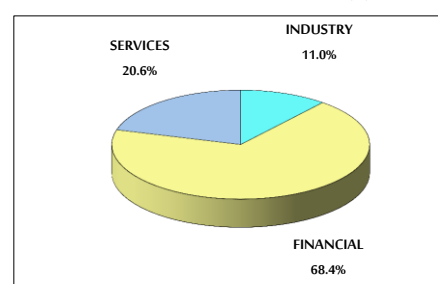
MARKET CAPITALIZATION (JD)

	13,316,554,200	13,334,026,745	0.13%	3.30%
--	----------------	----------------	-------	-------

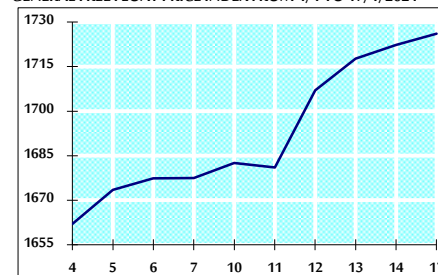
VALUE TRADED FROM 4/1 TO 17/1/2021



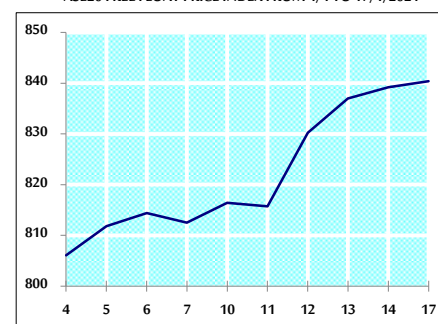
VALUE TRADED BY SECTOR SUNDAY 17/1/2021



GENERAL FREE FLOAT PRICE INDEX FROM 4/1 TO 17/1/2021



ASE20 FREE FLOAT PRICE INDEX FROM 4/1 TO 17/1/2021



GENERAL PRICE INDEX FROM 4/1 TO 17/1/2021

