

Daily Summary for Amman Stock Exchange

VALUE TRADED (JD)

	2020	2021	NET CHANGE	CHANGE (%)
Daily	3,427,258	4,947,857	1,520,599	44.37%
Cumulative(3/1-28/1)	98,387,227	206,006,266	107,619,039	109.38%
Cumulative(3/1-28/1)	98,387,227	206,006,266	107,619,039	109.38%

NO. OF SHARES TRADED

	2020	2021	NET CHANGE	CHANGE (%)
Daily	4,008,765	5,250,632	1,241,867	30.98%
Cumulative(3/1-28/1)	85,551,737	193,697,317	108,145,580	126.41%
Cumulative(3/1-28/1)	85,551,737	193,697,317	108,145,580	126.41%

NO. OF TRANSACTIONS

	2020	2021	NET CHANGE	CHANGE (%)
Daily	1,861	2,845	984	52.87%
Cumulative(3/1-28/1)	41,897	62,208	20,311	48.48%
Cumulative(3/1-28/1)	41,897	62,208	20,311	48.48%

SOME FINANCIAL RATIOS FOR THE ASE (28/1/2021)

SECTOR	P/E	P/BV	DIVIDEND YIELD (%)	TURNOVER (%)
FINANCIAL	9.507	0.770	0.163	0.058
SERVICES	12.145	1.058	5.020	0.113
INDUSTRY	18.332	1.334	3.583	0.162
OVERALL	10.455	0.881	1.750	0.082

STOCK PRICE INDEX WEIGHTED BY FREE FLOAT MARKET CAPITALIZATION (1999=1000)

	WEDNESDAY 27/01/2021	THURSDAY 28/01/2021	% CHANGE	
			DAY BEFORE	YTD
GENERAL	1713.4	1718.0	0.27%	3.67%
FINANCIAL	2261.6	2263.7	0.10%	4.24%
SERVICES	1141.8	1145.7	0.34%	-0.20%
INDUSTRY	2240.0	2256.2	0.73%	6.44%

STOCK PRICE INDEX WEIGHTED BY FREE FLOAT MARKET CAPITALIZATION ASE20 (2014=1000)

	831.5	834.3	0.34%	3.45%
--	-------	-------	-------	-------

STOCK PRICE INDEX WEIGHTED BY MARKET CAPITALIZATION (1991=1000)

	WEDNESDAY 27/01/2021	THURSDAY 28/01/2021	% CHANGE	
			DAY BEFORE	YTD
GENERAL	3154.8	3162.0	0.23%	3.69%
BANKS	5588.4	5592.8	0.08%	3.37%
INSURANCE	1285.3	1285.8	0.04%	-1.79%
SERVICES	729.4	729.0	-0.05%	3.52%
INDUSTRY	2928.1	2949.4	0.73%	4.66%

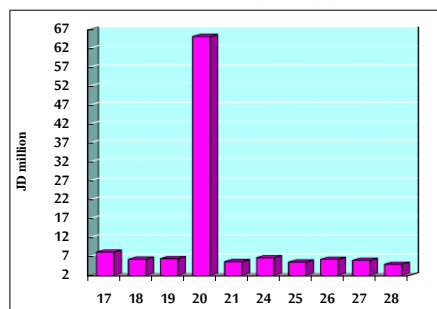
STOCK PRICE MARKET INDEX WEIGHTED BY FREE FLOAT MARKET CAP. (2012=1000)

	WEDNESDAY 27/01/2021	THURSDAY 28/01/2021	% CHANGE	
			DAY BEFORE	YTD
FIRST MARKET	893.7	896.7	0.33%	3.26%
SECOND MARKET	926.0	925.2	-0.09%	6.18%

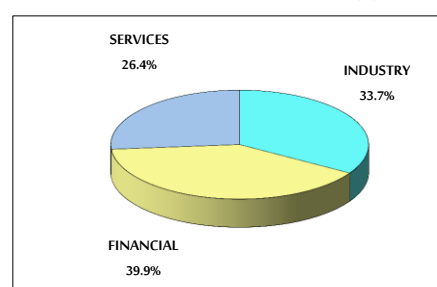
MARKET CAPITALIZATION (JD)

	13,305,475,587	13,330,673,711	0.19%	3.28%
--	----------------	----------------	-------	-------

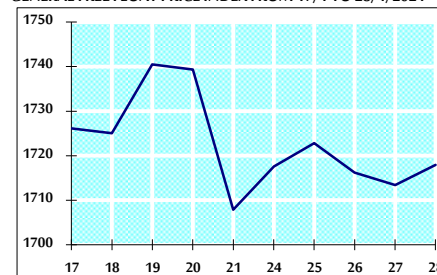
VALUE TRADED FROM 17/1 TO 28/1/2021



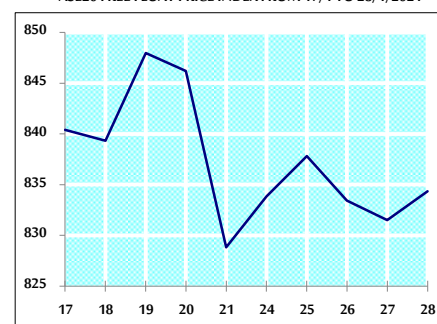
VALUE TRADED BY SECTOR THURSDAY 28/1/2021



GENERAL FREE FLOAT PRICE INDEX FROM 17/1 TO 28/1/2021



ASE20 FREE FLOAT PRICE INDEX FROM 17/1 TO 28/1/2021



GENERAL PRICE INDEX FROM 17/1 TO 28/1/2021

