

Daily Summary for Amman Stock Exchange

VALUE TRADED (JD)

	2020	2021	NET CHANGE	CHANGE (%)
Daily	5,463,781	5,984,557	520,776	9.53%
Cumulative(3/1-27/1)	94,959,969	201,058,409	106,098,440	111.73%
Cumulative(3/1-27/1)	94,959,969	201,058,409	106,098,440	111.73%

NO. OF SHARES TRADED

	2020	2021	NET CHANGE	CHANGE (%)
Daily	5,665,650	6,703,015	1,037,365	18.31%
Cumulative(3/1-27/1)	81,542,972	188,446,685	106,903,713	131.10%
Cumulative(3/1-27/1)	81,542,972	188,446,685	106,903,713	131.10%

NO. OF TRANSACTIONS

	2020	2021	NET CHANGE	CHANGE (%)
Daily	2,442	3,054	612	25.06%
Cumulative(3/1-27/1)	40,036	59,363	19,327	48.27%
Cumulative(3/1-27/1)	40,036	59,363	19,327	48.27%

SOME FINANCIAL RATIOS FOR THE ASE (27/1/2021)

SECTOR	P/E	P/BV	DIVIDEND YIELD (%)	TURNOVER (%)
FINANCIAL	9.502	0.770	0.163	0.088
SERVICES	12.115	1.056	5.032	0.124
INDUSTRY	18.236	1.327	3.602	0.168
OVERALL	10.431	0.879	1.754	0.105

STOCK PRICE INDEX WEIGHTED BY FREE FLOAT MARKET CAPITALIZATION (1999=1000)

	TUESDAY 26/01/2021	WEDNESDAY 27/01/2021	% CHANGE	
			DAY BEFORE	YTD
GENERAL	1716.2	1713.4	-0.16%	3.39%
FINANCIAL	2258.7	2261.6	0.13%	4.14%
SERVICES	1154.1	1141.8	-1.07%	-0.54%
INDUSTRY	2234.7	2240.0	0.24%	5.67%

STOCK PRICE INDEX WEIGHTED BY FREE FLOAT MARKET CAPITALIZATION ASE20 (2014=1000)

	833.4	831.5	-0.23%	3.10%
--	-------	-------	--------	-------

STOCK PRICE INDEX WEIGHTED BY MARKET CAPITALIZATION (1991=1000)

	TUESDAY 26/01/2021	WEDNESDAY 27/01/2021	% CHANGE	
			DAY BEFORE	YTD
GENERAL	3150.1	3154.8	0.15%	3.45%
BANKS	5574.9	5588.4	0.24%	3.29%
INSURANCE	1287.0	1285.3	-0.13%	-1.82%
SERVICES	726.9	729.4	0.34%	3.57%
INDUSTRY	2933.0	2928.1	-0.17%	3.91%

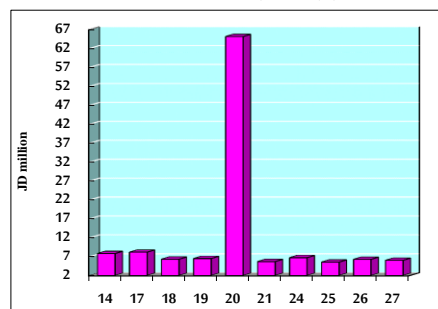
STOCK PRICE MARKET INDEX WEIGHTED BY FREE FLOAT MARKET CAP. (2012=1000)

	TUESDAY 26/01/2021	WEDNESDAY 27/01/2021	% CHANGE	
			DAY BEFORE	YTD
FIRST MARKET	895.8	893.7	-0.24%	2.92%
SECOND MARKET	923.1	926.0	0.31%	6.27%

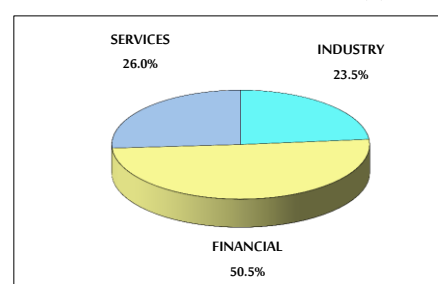
MARKET CAPITALIZATION (JD)

	13,288,958,684	13,305,475,587	0.12%	3.08%
--	----------------	----------------	-------	-------

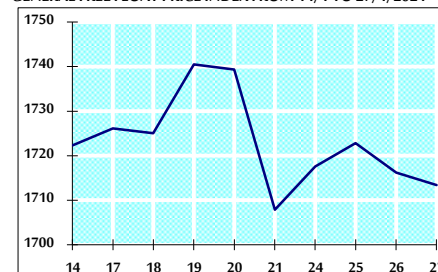
VALUE TRADED FROM 14/1 TO 27/1/2021



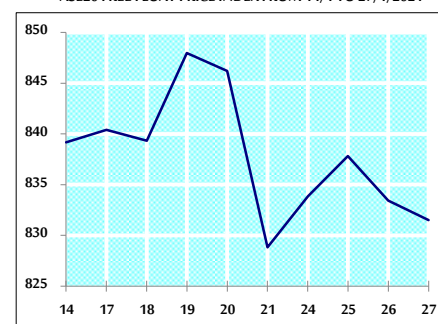
VALUE TRADED BY SECTOR WEDNESDAY 27/1/2021



GENERAL FREE FLOAT PRICE INDEX FROM 14/1 TO 27/1/2021



ASE20 FREE FLOAT PRICE INDEX FROM 14/1 TO 27/1/2021



GENERAL PRICE INDEX FROM 14/1 TO 27/1/2021

