

Daily Summary for Amman Stock Exchange

VALUE TRADED (JD)

	2020	2021	NET CHANGE	CHANGE (%)
Daily	5,625,105	6,244,890	619,785	11.02%
Cumulative(3/1-26/1)	89,496,188	195,073,852	105,577,664	117.97%
Cumulative(3/1-26/1)	89,496,188	195,073,852	105,577,664	117.97%

NO. OF SHARES TRADED

	2020	2021	NET CHANGE	CHANGE (%)
Daily	5,459,131	5,963,858	504,727	9.25%
Cumulative(3/1-26/1)	75,877,322	181,743,670	105,866,348	139.52%
Cumulative(3/1-26/1)	75,877,322	181,743,670	105,866,348	139.52%

NO. OF TRANSACTIONS

	2020	2021	NET CHANGE	CHANGE (%)
Daily	2,526	3,264	738	29.22%
Cumulative(3/1-26/1)	37,594	56,309	18,715	49.78%
Cumulative(3/1-26/1)	37,594	56,309	18,715	49.78%

SOME FINANCIAL RATIOS FOR THE ASE (26/1/2021)

SECTOR	P/E	P/BV	DIVIDEND YIELD (%)	TURNOVER (%)
FINANCIAL	9.485	0.768	0.164	0.075
SERVICES	12.139	1.058	5.022	0.077
INDUSTRY	18.211	1.325	3.607	0.222
OVERALL	10.415	0.877	1.757	0.094

STOCK PRICE INDEX WEIGHTED BY FREE FLOAT MARKET CAPITALIZATION (1999=1000)

	MONDAY 25/01/2021	TUESDAY 26/01/2021	% CHANGE	
			DAY BEFORE	YTD
GENERAL	1722.8	1716.2	-0.38%	3.56%
FINANCIAL	2266.4	2258.7	-0.34%	4.01%
SERVICES	1159.2	1154.1	-0.44%	0.53%
INDUSTRY	2236.0	2234.7	-0.06%	5.42%

STOCK PRICE INDEX WEIGHTED BY FREE FLOAT MARKET CAPITALIZATION ASE20 (2014=1000)

	837.8	833.4	-0.52%	3.34%
--	-------	-------	--------	-------

STOCK PRICE INDEX WEIGHTED BY MARKET CAPITALIZATION (1991=1000)

	MONDAY 25/01/2021	TUESDAY 26/01/2021	% CHANGE	
			DAY BEFORE	YTD
GENERAL	3158.8	3150.1	-0.27%	3.30%
BANKS	5594.6	5574.9	-0.35%	3.04%
INSURANCE	1286.4	1287.0	0.05%	-1.70%
SERVICES	727.8	726.9	-0.12%	3.22%
INDUSTRY	2938.6	2933.0	-0.19%	4.08%

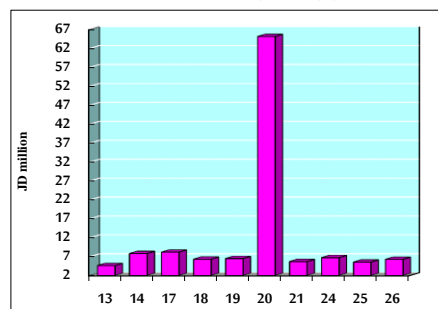
STOCK PRICE MARKET INDEX WEIGHTED BY FREE FLOAT MARKET CAP. (2012=1000)

	MONDAY 25/01/2021	TUESDAY 26/01/2021	% CHANGE	
			DAY BEFORE	YTD
FIRST MARKET	900.3	895.8	-0.49%	3.16%
SECOND MARKET	920.9	923.1	0.24%	5.94%

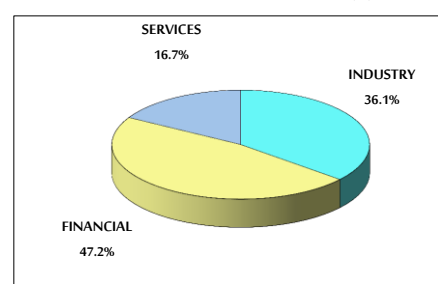
MARKET CAPITALIZATION (JD)

	13,318,588,706	13,288,958,684	-0.22%	2.95%
--	----------------	----------------	--------	-------

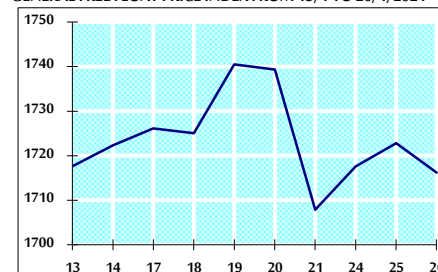
VALUE TRADED FROM 13/1 TO 26/1/2021



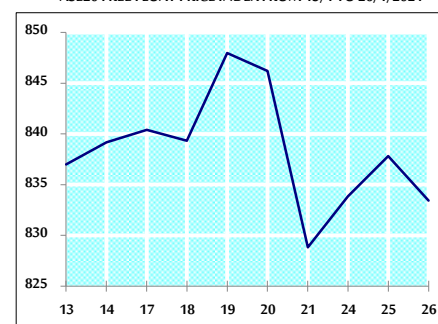
VALUE TRADED BY SECTOR TUESDAY 26/1/2021



GENERAL FREE FLOAT PRICE INDEX FROM 13/1 TO 26/1/2021



ASE20 FREE FLOAT PRICE INDEX FROM 13/1 TO 26/1/2021



GENERAL PRICE INDEX FROM 13/1 TO 26/1/2021

