

Daily Summary for Amman Stock Exchange

VALUE TRADED (JD)

	2020	2021	NET CHANGE	CHANGE (%)
Daily	3,327,463	6,691,921	3,364,458	101.11%
Cumulative(3/1-24/1)	70,576,281	183,307,431	112,731,150	159.73%
Cumulative(3/1-24/1)	70,576,281	183,307,431	112,731,150	159.73%

NO. OF SHARES TRADED

	2020	2021	NET CHANGE	CHANGE (%)
Daily	3,792,446	6,934,851	3,142,405	82.86%
Cumulative(3/1-24/1)	63,580,248	169,801,506	106,221,258	167.07%
Cumulative(3/1-24/1)	63,580,248	169,801,506	106,221,258	167.07%

NO. OF TRANSACTIONS

	2020	2021	NET CHANGE	CHANGE (%)
Daily	2,295	3,096	801	34.90%
Cumulative(3/1-24/1)	32,766	49,833	17,067	52.09%
Cumulative(3/1-24/1)	32,766	49,833	17,067	52.09%

SOME FINANCIAL RATIOS FOR THE ASE (24/1/2021)

SECTOR	P/E	P/BV	DIVIDEND YIELD (%)	TURNOVER (%)
FINANCIAL	9.508	0.770	0.163	0.103
SERVICES	12.194	1.063	4.999	0.112
INDUSTRY	18.065	1.314	3.636	0.136
OVERALL	10.421	0.878	1.756	0.109

STOCK PRICE INDEX WEIGHTED BY FREE FLOAT MARKET CAPITALIZATION (1999=1000)

	THURSDAY 21/01/2021	SUNDAY 24/01/2021	% CHANGE	
			DAY BEFORE	YTD
GENERAL	1707.9	1717.6	0.57%	3.64%
FINANCIAL	2246.0	2258.3	0.55%	3.99%
SERVICES	1156.8	1159.7	0.25%	1.02%
INDUSTRY	2204.9	2222.5	0.80%	4.85%

STOCK PRICE INDEX WEIGHTED BY FREE FLOAT MARKET CAPITALIZATION ASE20 (2014=1000)

	828.8	833.8	0.61%	3.39%
--	-------	-------	-------	-------

STOCK PRICE INDEX WEIGHTED BY MARKET CAPITALIZATION (1991=1000)

	THURSDAY 21/01/2021	SUNDAY 24/01/2021	% CHANGE	
			DAY BEFORE	YTD
GENERAL	3134.8	3151.8	0.54%	3.35%
BANKS	5558.5	5590.7	0.58%	3.33%
INSURANCE	1286.6	1285.9	-0.06%	-1.78%
SERVICES	727.9	728.9	0.15%	3.51%
INDUSTRY	2894.8	2915.7	0.72%	3.46%

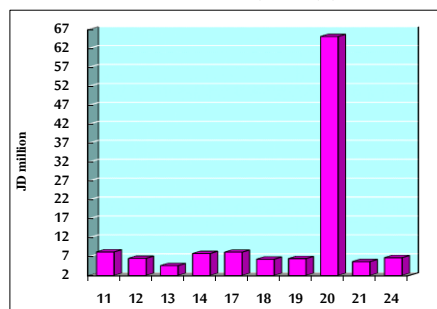
STOCK PRICE MARKET INDEX WEIGHTED BY FREE FLOAT MARKET CAP. (2012=1000)

	THURSDAY 21/01/2021	SUNDAY 24/01/2021	% CHANGE	
			DAY BEFORE	YTD
FIRST MARKET	891.5	896.7	0.58%	3.27%
SECOND MARKET	916.7	921.4	0.51%	5.74%

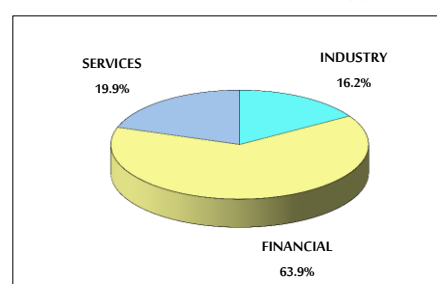
MARKET CAPITALIZATION (JD)

	13,231,965,550	13,292,455,016	0.46%	2.98%
--	----------------	----------------	-------	-------

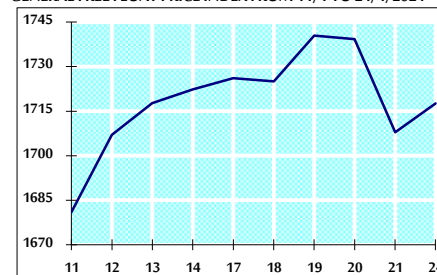
VALUE TRADED FROM 11/1 TO 24/1/2021



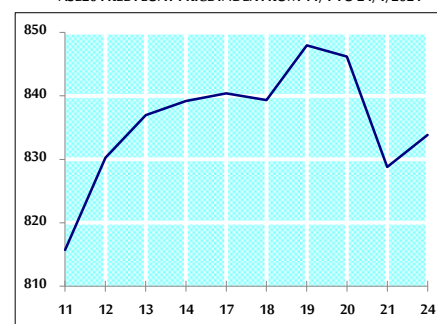
VALUE TRADED BY SECTOR SUNDAY 24/1/2021



GENERAL FREE FLOAT PRICE INDEX FROM 11/1 TO 24/1/2021



ASE20 FREE FLOAT PRICE INDEX FROM 11/1 TO 24/1/2021



GENERAL PRICE INDEX FROM 11/1 TO 24/1/2021

