THURSDAY 21/1/2021

Daily Summary for Amman Stock Exchange

VALUE TRADED (JD)

	2020	2021	NET CHANGE	CHANGE (%)
Daily	5,497,357	5,661,764	164,407	2.99%
Cumulative(3/1-21/1)	67,248,818	176,615,510	109,366,692	162.63%
Cumulative(3/1-21/1)	67,248,818	176,615,510	109,366,692	162.63%

NO. OF SHARES TRADED

	2020	2021	NET CHANGE	CHANGE (%)
Daily	4,548,515	6,572,188	2,023,673	44.49%
Cumulative(3/1-21/1)	59,787,802	162,866,655	103,078,853	172.41%
Cumulative(3/1-21/1)	59,787,802	162,866,655	103,078,853	172.41%

NO. OF TRANSACTIONS

	2020	2021	NET CHANGE	CHANGE (%)
Daily	2,616	3,379	763	29.17%
Cumulative(3/1-21/1)	30,471	46,737	16,266	53.38%
Cumulative(3/1-21/1)	30,471	46,737	16,266	53.38%

SOME FINANCIAL RATIOS FOR THE ASE (21/1/2021)

SECTOR	P/E	P/BV	DIVIDEND YIELD (%)	TURNOVER (%)
FINANCIAL	9.455	0.765	0.164	0.093
SERVICES	12.195	1.063	4.999	0.111
INDUSTRY	17.948	1.306	3.660	0.148
OVERALL	10.365	0.873	1.765	0.103

STOCK PRICE INDEX WEIGHTED BY FREE FLOAT MARKET CAPITALIZATION (1999=1000)

	WEDNESDAY 20/01/2021	THURSDAY 21/01/2021	% CHANGE	
			DAY BEFORE	YTD
GENERAL	1739.3	1707.9	-1.81%	3.06%
FINANCIAL	2295.7	2246.0	-2.17%	3.42%
SERVICES	1170.6	1156.8	-1.17%	0.77%
INDUSTRY	2200.2	2204.9	0.21%	4.02%

STOCK PRICE INDEX WEIGHTED BY FREE FLOAT MARKET CAPITALIZATION ASE20 (2014=1000)

	846.2	828.8	-2.06%	2.77%

STOCK PRICE INDEX WEIGHTED BY MARKET CAPITALIZATION (1991=1000)

	WEDNESDAY 20/01/2021	THURSDAY 21/01/2021	% CHANGE	
			DAY BEFORE	YTD
GENERAL	3197.9	3134.8	-1.97%	2.79%
BANKS	5765.7	5558.5	-3.59%	2.73%
INSURANCE	1287.2	1286.6	-0.05%	-1.72%
SERVICES	729.1	727.9	-0.17%	3.35%
INDUSTRY	2879.1	2894.8	0.55%	2.72%

STOCK PRICE MARKET INDEX WEIGHTED BY FREE FLOAT MARKET CAP. (2012=1000)

	WEDNESDAY 20/01/2021	THURSDAY 21/01/2021	% CHANGE	
			DAY BEFORE	YTD
FIRST MARKET	909.9	891.5	-2.02%	2.67%
SECOND MARKET	919.0	916.7	-0.24%	5.21%

MARKET CAPITALIZATION (JD)

	13,453,922,328	13,231,965,550	-1.65%	2.51%

VALUE TRADED FROM 10/1 TO 21/1/2021

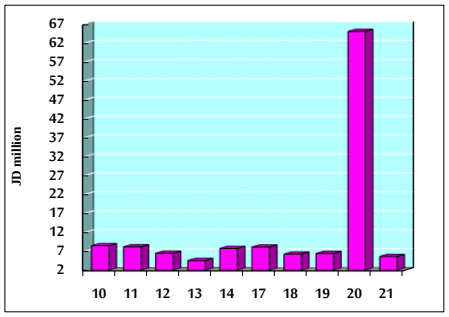

VALUE TRADED BY SECTOR THURSDAY 21/1/2021

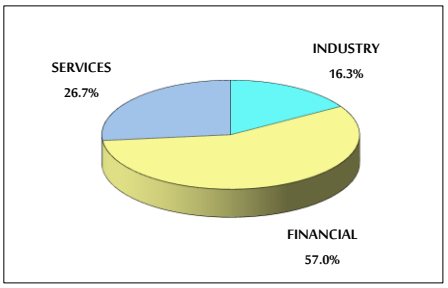

GENERAL FREE FLOAT PRICE INDEX FROM 10/1 TO 21/1/2021

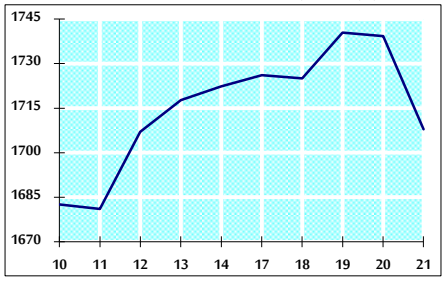

ASE20 FREE FLOAT PRICE INDEX FROM 10/1 TO 21/1/2021

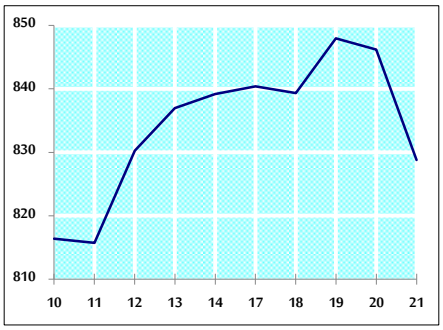
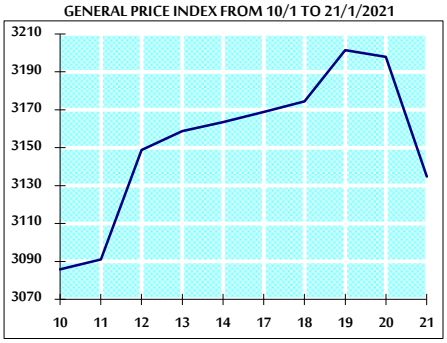
GENERAL PRICE INDEX FROM 10/1 TO 21/1/2021