

Daily Summary for Amman Stock Exchange

VALUE TRADED (JD)

	2019	2020	NET CHANGE	CHANGE (%)
Daily	3,903,826	3,535,853	-367,973	-9.43%
Cumulative(4/8-18/8)	45,381,752	55,252,840	9,871,088	21.75%
Cumulative(2/1-18/8)	863,190,983	572,359,994	-290,830,989	-33.69%

NO. OF SHARES TRADED

	2019	2020	NET CHANGE	CHANGE (%)
Daily	2,976,748	4,502,823	1,526,075	51.27%
Cumulative(4/8-18/8)	42,307,673	62,208,144	19,900,471	47.04%
Cumulative(2/1-18/8)	731,094,411	581,374,568	-149,719,843	-20.48%

NO. OF TRANSACTIONS

	2019	2020	NET CHANGE	CHANGE (%)
Daily	1,761	1,824	63	3.58%
Cumulative(4/8-18/8)	21,063	23,061	1,998	9.49%
Cumulative(2/1-18/8)	325,536	229,470	-96,066	-29.51%

SOME FINANCIAL RATIOS FOR THE ASE (18/8/2020)

SECTOR	P/E	P/BV	DIVIDEND YIELD (%)	TURNOVER (%)
FINANCIAL	9.197	0.746	0.169	0.068
SERVICES	11.923	0.984	5.321	0.064
INDUSTRY	15.626	1.276	3.369	0.097
OVERALL	9.876	0.866	1.803	0.071

STOCK PRICE INDEX WEIGHTED BY FREE FLOAT MARKET CAPITALIZATION (1999=1000)

	MONDAY 17/08/2020	TUESDAY 18/08/2020	% CHANGE	
			DAY BEFORE	YTD
GENERAL	1579.1	1579.5	0.03%	-12.98%
FINANCIAL	2104.3	2103.9	-0.02%	-14.12%
SERVICES	1107.4	1107.7	0.03%	-14.33%
INDUSTRY	1826.7	1829.8	0.17%	-1.46%

STOCK PRICE INDEX WEIGHTED BY FREE FLOAT MARKET CAPITALIZATION ASE20 (2014=1000)

	773.2	773.6	0.05%	-13.18%
--	-------	-------	-------	---------

STOCK PRICE INDEX WEIGHTED BY MARKET CAPITALIZATION (1991=1000)

	MONDAY 17/08/2020	TUESDAY 18/08/2020	% CHANGE	
			DAY BEFORE	YTD
GENERAL	2917.1	2915.3	-0.06%	-17.03%
BANKS	5491.2	5468.1	-0.42%	-22.94%
INSURANCE	1303.5	1302.8	-0.05%	1.58%
SERVICES	660.8	661.6	0.13%	-10.07%
INDUSTRY	2381.0	2393.6	0.53%	-8.40%

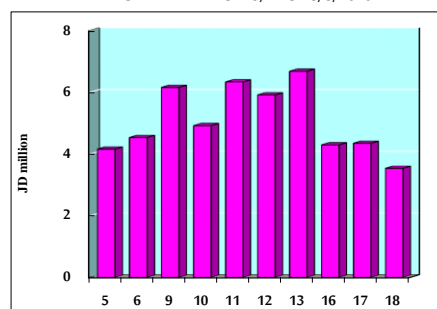
STOCK PRICE MARKET INDEX WEIGHTED BY FREE FLOAT MARKET CAP. (2012=1000)

	MONDAY 17/08/2020	TUESDAY 18/08/2020	% CHANGE	
			DAY BEFORE	YTD
FIRST MARKET	830.9	831.2	0.03%	-13.04%
SECOND MARKET	778.5	778.5	0.01%	-6.88%

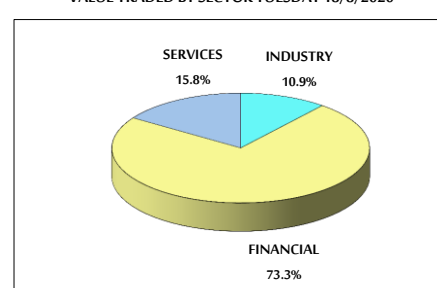
MARKET CAPITALIZATION (JD)

	12,367,734,756	12,360,838,083	-0.06%	-17.12%
--	----------------	----------------	--------	---------

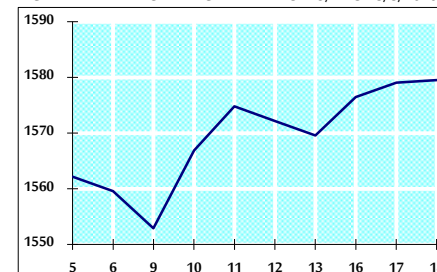
VALUE TRADED FROM 5/7 TO 18/8/2020



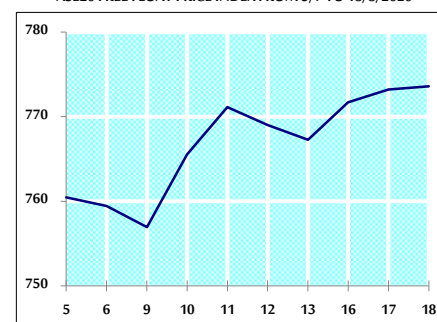
VALUE TRADED BY SECTOR TUESDAY 18/8/2020



GENERAL FREE FLOAT PRICE INDEX FROM 5/7 TO 18/8/2020



ASE20 FREE FLOAT PRICE INDEX FROM 5/7 TO 18/8/2020



GENERAL PRICE INDEX FROM 5/7 TO 18/8/2020

